

# 32" CONCRETE MASONRY UNIT




## ADVANTAGES

- Increase job site efficiency with quicker installation times
- 32" unit is compatible with all traditional block fittings
- 32" unit is designed for use with a lifting system

*NOTE: 32" units can be made light weight as special order*


## 8" UNITS



**"DOUBLE 8" - 8" x 8" x 32"**

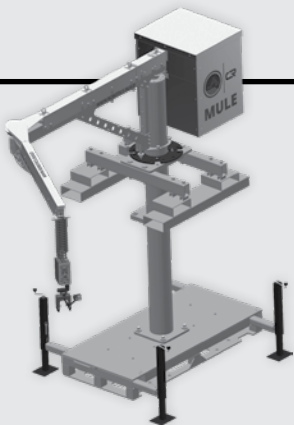
65 lbs. / unit  
18 units / pallet  
1240 lbs. / pallet

## 12" UNITS



**"DOUBLE 12" - 12" x 8" x 32"**

91 lbs. / unit  
12 units / pallet  
1165 lbs. / pallet



## MULE LIFTING SYSTEM

MULE (Material Unit Lift Enhancer) is a lift assist device designed for handling and placing material weighing up to 150 lbs. on a construction site. MULE attachments can be designed for any construction application, making it very versatile. MULE allows the material to feel weightless, reduces fatigue and injuries, and increases productivity.

Contact your Lampus Sales Representative for more information.