


SPLITFACE CONCRETE MASONRY

ARCHITECTURAL BLOCK COLOR GUIDE



AZTEC RED



BERKLEY RED



CARAMEL




CHARCOAL




CHOCOLATE




LIGHT BROWN




NATURAL




RED



SILVERADO



TAN



VANILLA



WHITE

ALL COLORS ARE SPECIAL ORDER. CALL YOUR LAMPUS SALES REPRESENTATIVE FOR AVAILABILITY.