


SPLITFACE CONCRETE MASONRY


ARCHITECTURAL BLOCK COLOR GUIDE




ANTHRACITE




AZTEC RED




BERKLEY RED




CARAMEL




CHARCOAL




CHOCOLATE




LIGHT BROWN



NATURAL




RED




SAND




SILVERADO



STONEWOOD



TAN



VANILLA



WHITE

ALL COLORS ARE SPECIAL ORDER. CALL YOUR LAMPUS SALES REPRESENTATIVE FOR AVAILABILITY.