



DUTCH QUALITY STONE

CRAFTSMANSHIP BORN OF TRADITION





PRODUCTS

Tuscan Ridge	8
Weathered Plank 4	10
Weathered Plank 6	11
Dry Stack	12
Ledgestone	14
Weather Ledge	16
Limestone	18
Fieldstone	20
Tuscany Veneer	22
Stack Ledge	24

INTERIOR / EXTERIOR / COMMERCIAL

Design Inspiration	26-33
------------------------------	-------

ACCESSORIES

Tuscany Veneer Sill	23
Hearthstones	36
Mantels & Brackets	37
Window Trim	38
Keystones	39
Sills	39
Capstones	40
Quoins	42
Utility Accents	42
Miscellaneous	42

ADDITIONAL RESOURCES

Accessory Colors	43
Color Selection Guide	43
Profile Index	44
Warranty	47



WHAT IS “DUTCH” QUALITY?

It is craft shaped by a code. A way jobs are done. And a devotion to doing them. With patience and persistence. Reverence and honor. Amish values and a pioneer's spirit.

A belief in hard work, tempered skills and straightforward solutions. Good boots, frank talk and calloused hands.

A belief in beauty and quality and value.
In perfect, balanced measures.

A belief shared by every mason and yardhand. Every soul who builds with us and backs us up. Forging a common bond that isn't all that common anymore.

Dutch Quality is our name, but it is so, so much more.
It is a pledge. It is our word. And it is set in stone.



OUR PRODUCTS

With equal parts pride and precision, Dutch Quality craftsmen create a wide selection of stone styles, colors and sizes — even thoughtfully designed accessories — for your interior, exterior, residential and commercial projects.

Our original master molds are meticulously crafted to capture the rich beauty and complex character of natural stone. It's a process that requires both art and technology.

Not to mention, the steadfast support of our customers. With customer service that's as finely hewn to the values of “Dutch” quality as our products. It's our solemn commitment: To make certain we're always aligned with your project, budget and timing. And above all, your style.

Otherwise, it just wouldn't be Dutch Quality Stone.

“For more than two decades, Dutch Quality has built a reputation for producing a fine quality product. Their consistency in style, coloring and packaging makes them pleasing to both the eye of the customer and the hand of the mason.”

- Shawn Wittmer
Rock Solid Cut Stone & Supply

TUSCAN RIDGE

HEIGHT: 1 ½"–6 ½" x LENGTH: 4 ½"–14"

A combination of large rubble rocks and rustic ledgerstone creates the impression of traditional Italian stone masonry and gives each proud and impeccable project its own unique and authentic pattern.



ELKWOOD



NATURAL BLEND



SIENNA



WINTER POINT

WEATHERED PLANK 4 & 6

HEIGHT: 4" OR 6" x LENGTH: 36"


Molded to precisely capture the grain and character of natural, reclaimed barn wood — but with all the beauty, quality and value you expect from Dutch Quality Stone. Combine 4" and 6" planks to add true rustic charm.



WINESBURG WEATHERED PLANK 4 & 6




INDUSTRIAL GREY WEATHERED PLANK 6




WINESBURG WEATHERED PLANK 4



INDUSTRIAL GREY WEATHERED PLANK 4



WINESBURG WEATHERED PLANK 6



INDUSTRIAL GREY WEATHERED PLANK 6



ARIZONA



ASHEN



CYPRESS



PENNSYLVANIA



PRESTIGE



SIENNA



WINTER POINT

SIENNA DRY STACK



NATURAL BLEND



PENNSYLVANIA



PRESTIGE



QUAIL GREY



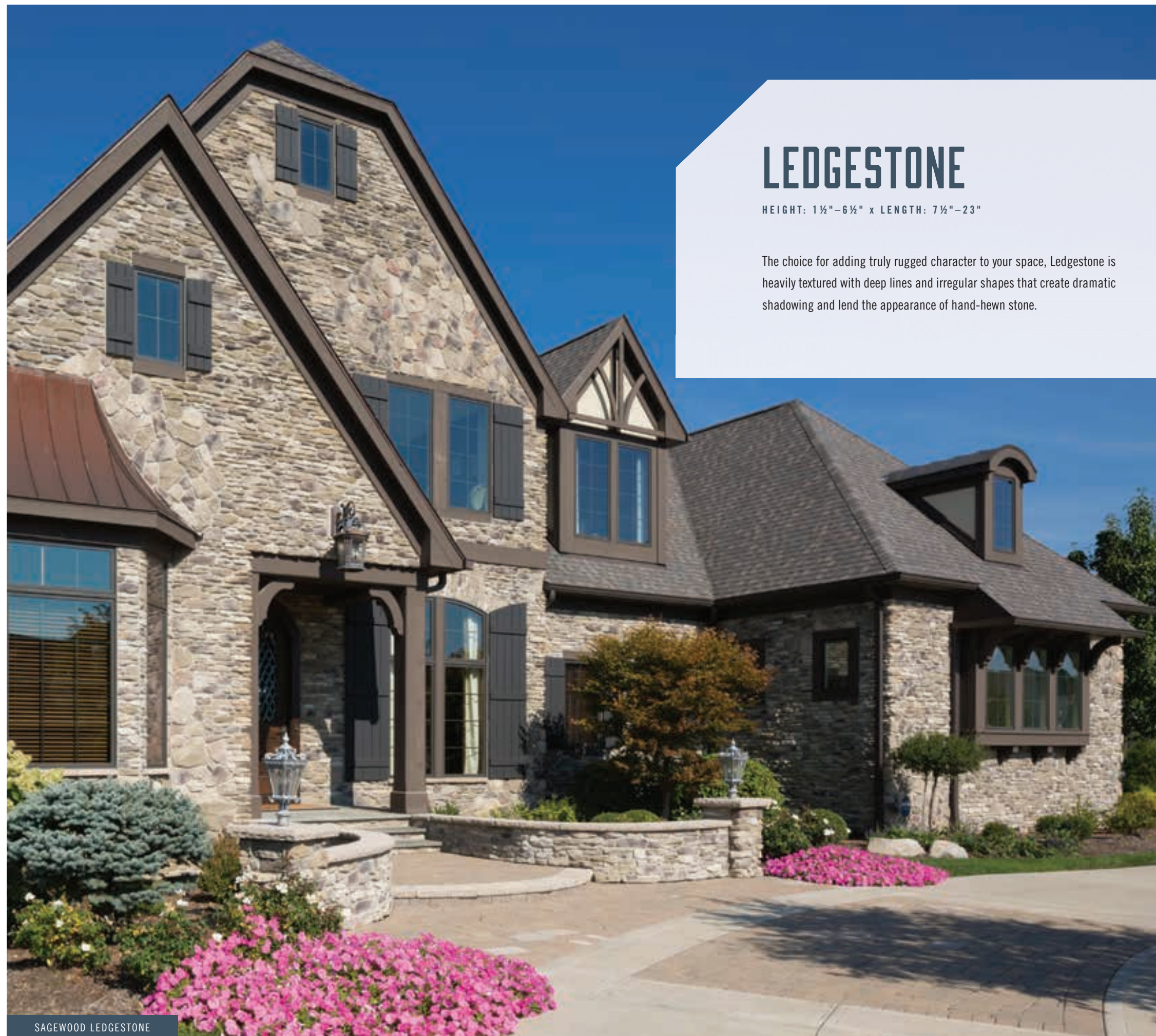
SAGEWOOD



SIENNA



SIENNA LEDGESTONE



SAGEWOOD LEDGESTONE

LEDGESTONE

HEIGHT: 1½"–6½" x LENGTH: 7½"–23"

The choice for adding truly rugged character to your space, LedgeStone is heavily textured with deep lines and irregular shapes that create dramatic shadowing and lend the appearance of hand-hewn stone.



WEATHER LEDGE

HEIGHT: 1 ½"–7 ½" x LENGTH: 4"–23"

Long, rectilinear stones in varying heights feature a distressed, gracefully aged surface and truly distinctive look. Weather Ledge is shaped to ensure tight dry-stack installation and moderate shadow relief, even when grouted.

ASHEN WEATHER LEDGE



TAN WEATHER LEDGE



CYPRESS



ELKWOOD



PRESTIGE



QUAIL GREY



SAGEWOOD



WINTER POINT



ASHEN



NATURAL BLEND



PENNSYLVANIA



SIENNA



TAN



TORINO



LIMESTONE

HEIGHT: 2½"–7½" x LENGTH: 4"–22"

Precisely crafted for the clean, classic appeal of hand-chiseled limestone in molded shapes and regular sizes that are easily installed. The timeless look of Limestone is a favorite among designers, masons and homeowners.

PENNSYLVANIA LIMESTONE



CHARCOAL



COLUMBUS BLEND



ELKWOOD



GREAT LAKES



KENTUCKY BLEND



OHIO TAN



PENNSYLVANIA



AUTUMN BLEND



GREAT LAKES LIMESTONE



FIELDSTONE

FIELDSTONE

SMALLEST: 5" x LARGEST: 22"

With rustic textures and forms seemingly tumbled by time, our Fieldstone looks like it was harvested from the countryside. But it's actually the result of a meticulous, time-honored molding process resulting in natural, organic shapes.

KENTUCKY FIELDSTONE



PENNSYLVANIA FIELDSTONE



KENTUCKY



PENNSYLVANIA



SIENNA



TORINO



CYPRESS LEDGESTONE / CYPRESS FIELDSTONE BLEND

“Delivering a product to our customers that represents true pride and old-world craftsmanship has become the experience of a lifetime for our family.”

- Aarin Downs Vest & Dave Downs
Stone Connections, LLC



TUSCANY VENEER

HEIGHT: 11 5/8" x WIDTH: 23 5/8" x DEPTH: 1 1/4"

Reinforces a proud, stately impression with the smooth, monochromatic appearance of natural, quarry-cut stone. Large shapes allow for fast installation, making this a particularly smart choice for commercial projects.



IVORY



STONE



TAN



IVORY TUSCANY VENEER SILL



TUSCANY VENEER SILL

23 1/2" (L) x 3" (W) x 2 7/8" (H)
Available in **Ivory**, **Stone** and **Tan**.



STACK LEDGE

HEIGHT: 1 ½" – 6 ½" x LENGTH: 7 ½" – 21"

The irregular surface details and chiseled textures of Stack Ledge are crafted for a sturdy and authentic look in any application. When squaring the edges, Stack Ledge allows for a tighter, more installer-friendly fit.



SIENNA STACK LEDGE



AUTUMN BLEND



FALLBROOK



SAGEWOOD



SIENNA



STEINHAUS



TORINO

SAGEWOOD STACK LEDGE



EVERY DAY, WE ARE INSPIRED BY THOSE WE SEEK TO INSPIRE.

It's a circle of skill and honor and devotion. From Dutch Quality craftsmen to architects and designers to stonemasons and yard hands to business and homeowners, pride goes in, pride goes up and pride goes on.

It's how we strike the perfect balance of beauty, quality and value in every Dutch Quality Stone.





DUTCH QUALITY STONE FOR INTERIORS

In man’s hierarchy of needs, shelter is essential. As is the timeless tradition of bringing nature in to keep the elements out — with enduring beauty and dignity. Dutch Quality Stone provides the inspiration to transform a simple wall, create a focal point or carve out intimate corners in wide-open great rooms. Our stones give you a range of choices that create authentic character, texture and pride.

ELKWOOD TUSCAN RIDGE



NATURAL BLEND WEATHER LEDGE



SIENNA STACK LEDGE



PENNSYLVANIA LEDGESTONE



SIENNA DRY STACK



NATURAL BLEND WEATHER LEDGE



DUTCH QUALITY STONE FOR EXTERIORS

For as long as people have been building spaces in which to gather, stone has been their sturdy, beautiful and proud material of choice. That's still true today. Our artisan-crafted stone styles bring an organic element to outdoor walls, fireplaces, patio-scapes, kitchens and more, marrying the rugged textures and subtle colors so loved in nature with the ease of installation only Dutch Quality Stone can deliver.

PENNSYLVANIA LIMESTONE



SAGEWOOD LEDGESTONE



SAGEWOOD LEDGESTONE



SAGEWOOD WEATHER LEDGE



PRESTIGE DRY STACK



PRESTIGE WEATHER LEDGE



DUTCH QUALITY STONE FOR COMMERCIAL

Our commitment to time-honored craft doesn't end at the home. No way. Dutch Quality Stone offers a wide selection of stone veneer styles to add beauty, character and eye-catching detail to every commercial application. Without the engineering and budget demands associated with natural stone. How? Our production team carefully mixes old-fashioned craftsmanship and advanced technology, so that high-volume orders are quickly fulfilled to meet our exacting standards. And yours. To keep you on time and on budget — while capturing attention, inviting foot traffic and maximizing property value. Anything else just wouldn't be Dutch Quality.

TUSCANY VENEER



LIMESTONE COLUMBUS BLEND



LIMESTONE AUTUMN BLEND



LEDGESTONE PENNSYLVANIA



LEDGESTONE



LIMESTONE OHIO TAN



THE FINISHING TOUCH.

Dutch Quality Stone accessories are the details that lend a beautiful and enduring finish to every residential or commercial project — not to mention, a clean, rugged transition for windows, doorways and other materials. All Dutch Quality accessories are offered in a variety of textures, shapes and colors to coordinate with your stone. See page 43 to match your stone color with a complementary accessory color.

ACCESSORIES

HEARTHSTONES

SIZING: 20" x 19"

Hearthstones have the appearance of chiseled edges and weathered top surfaces for the perfect finishing touch.



FOGG



TAUPE



BROWN



TAN



GREY



MANTELS & BRACKETS

Adding a mantel has never been easier. Our stone mantels are installed using a strapping system attached to brackets and tied into wall studs for a quick, uncomplicated and completely secure installation. Available in **Brown, Fogg, Tan** and **Taupe**.




MANTEL DIMENSIONS

60" (L) x 10" (W) x 2½" (H)

BRACKET DIMENSIONS

11" (H) x 6½" (D) x 2½" (W)



WINDOW TRIM

Available in **Brown, Grey, Fogg, Tan** and **Taupe**. Shown in **Tan**.



FLAT WINDOW TRIM

22¾" (L) x 6½" (W) x 1½" (D)



TRIM STONES

8" (L) x 6" (W)



ROW LOCKS

5" [L] x 4" [W]

7" [L] x 5" [W]



KEYSTONES

Available in **Brown, Grey, Fogg, Tan** and **Taupe**. Shown in **Tan**.

CHISELED EDGE KEYSTONES

Large Keystone – 7", 12" (W) x 11" (H) x 1½" (D)

Small Keystone – 6", 9" (W) x 8" (H) x 1½" (D)



SILLS

Available in **Brown, Grey, Fogg, Tan** and **Taupe**. Shown in **Tan**


WATER TABLE SILL

23½" (L) x 3" (H) x 2½" (D)



CURVED SILL

35½" (L) x 4" (H) x 1½" (D)



CAPSTONES



WALL CAPS

12" (W) x 23½" (L) x 2" (D)
14" (W) x 23½" (L) x 2" (D)
16" (W) x 23½" (L) x 2" (D)
Available in **Brown, Grey, Fogg, Tan** and **Taupe**. Shown in **Tan**.



PIER CAPS

22" (W) x 22" (L) x 3" (D)
30" (W) x 30" (L) x 3" (D)
Available in **Brown, Grey, Fogg, Tan** and **Taupe**. Shown in **Tan**.



FLAT WALL CAPS

10" (W) x 24" (L) x 2¼" (D)
12" (W) x 24" (L) x 2¼" (D)
14" (W) x 24" (L) x 2¼" (D)
16" (W) x 24" (L) x 2¼" (D)
18" (W) x 24" (L) x 2¼" (D)
Available in **Brown, Fogg, Tan** and **Taupe**. Shown in **Taupe**.



NATURAL CAPS

20" (W) x 20" (L) x 2" (D)
24" (W) x 24" (L) x 2" (D)
Available in **Brown, Fogg, Tan** and **Taupe**. Shown in **Taupe**.



NATURAL CAPS

18" (W) x 36" (L) x 2" (D)
Available in **Brown, Fogg, Tan** and **Taupe**. Shown in **Brown**.



CHISELED CAPS

22" (W) x 22" (L) x 3" (D)
24" (W) x 24" (L) x 3" (D)
31" (W) x 31" (L) x 3" (D)
Available in **Brown, Fogg, Tan** and **Taupe**. Shown in **Brown**.

QUOINS

Available in **Brown, Grey, Fogg, Tan** and **Taupe**. Shown in **Tan**.



QUOIN FLAT

23½" (W) x 8" (H)



QUOIN CORNER

12" (W) x 8" (H) x 8"(D)



QUOIN FLAT

11½" (W) x 8" (H)

UTILITY ACCENTS

Available in **Brown, Grey, Fogg, Tan** and **Taupe**. Shown in **Tan**.



WATER HYDRANT BLOCK

6½" (W) x 8" (H)
1⅝" Diameter Opening



RECEPTACLE BLOCK

6½" (W) x 8" (H)
2½" (W) x 4" (H) Opening



LIGHT BLOCK

8" (W) x 11" (H)
4" Diameter Opening

MISCELLANEOUS

Available in **Brown, Grey, Fogg, Tan** and **Taupe**. Shown in **Tan**.



90° JUMPER CORNERS

11" (W) x 10" (H) x 4" Return



JUMPER FLATS

11" (W) x 11" (H)



135° CORNER


8" (L) x 4 1/2" (H) x 5" Return
Available in **Limestone Profile** only.



ACCESSORY COLORS



BROWN



FOGG



GREY



TAN

























































TAUPE

ACCESSORY COLOR SELECTION GUIDE

LIMESTONE Autumn Blend Charcoal Columbus Blend Elkwood Great Lakes Kentucky Blend Ohio Tan Pennsylvania	Hearthstone Brown Grey Tan Grey, Fogg, Taupe Tan Grey, Fogg Tan Taupe, Brown	Accessories Brown Grey Tan Grey, Fogg, Taupe Tan Grey, Fogg Tan Taupe, Brown	LEDGESTONE Natural Blend Pennsylvania Prestige Quail Grey Sagewood Sienna	Hearthstone Tan Taupe, Brown Grey, Fogg Grey Taupe, Fogg Tan, Taupe, Brown	Accessories Tan Taupe, Brown Grey, Fogg Taupe, Fogg Tan, Taupe, Brown
WEATHER LEDGE Ashen Elkwood Cypress Natural Blend Pennsylvania Prestige Quail Grey Sagewood Sienna Tan Torino Winter Point	Hearthstone Brown, Fogg Grey, Fogg, Taupe Tan, Taupe Tan Taupe, Brown Grey, Fogg Grey Taupe, Fogg Tan, Taupe, Brown Tan Tan, Taupe Grey	Accessories Brown, Fogg Grey, Fogg, Taupe Tan, Taupe Tan Taupe, Brown Grey, Fogg Grey Taupe, Fogg Tan, Taupe, Brown Tan Tan, Taupe Grey	FIELDSTONE Kentucky Pennsylvania Sienna Torino	Hearthstone Grey Taupe, Brown Taupe, Brown Tan	Accessories Grey Taupe, Brown Taupe, Brown Tan
DRY STACK Arizona Ashen Cypress Pennsylvania Prestige Sienna Winter Point	Hearthstone Tan Brown, Fogg Taupe, Brown Taupe, Brown Grey, Fogg Tan, Taupe, Brown Grey	Accessories Tan Brown, Fogg Taupe, Brown Taupe, Brown Grey, Fogg Tan, Taupe, Brown Grey	WEATHERED PLANK 4 Industrial Grey Winesburg	Hearthstone Tan, Grey Taupe, Grey	Accessories Tan, Grey Taupe, Grey
WEATHERED PLANK 6 Industrial Grey Winesburg	Hearthstone Tan, Grey Taupe, Grey	Accessories Tan, Grey Taupe, Grey	WEATHERED PLANK 6 Industrial Grey Winesburg	Hearthstone Tan, Grey Taupe, Grey	Accessories Tan, Grey Taupe, Grey
TUSCAN RIDGE Elkwood Natural Blend Sienna Winter Point	Hearthstone Grey, Fogg, Taupe Tan Tan, Taupe, Brown Grey	Accessories Grey, Fogg, Taupe Tan Tan, Taupe, Brown Grey	<div></div>		
			MORTAR TINT Available in: Brown, Taupe and Tan		

PROFILE INDEX

												
WEATHERED PLANK 4 Industrial Grey (H) 4" (L) 36" pg. 10-11	WEATHERED PLANK 4 Winesburg (H) 4" (L) 36" pg. 10-11	WEATHERED PLANK 6 Industrial Grey (H) 6" (L) 36" pg. 10-11	WEATHERED PLANK 6 Winesburg (H) 6" (L) 36" pg. 10-11	DRY STACK Arizona (H) 2" & 4" (L) 5"- 24" pg. 13	DRY STACK Ashen (H) 2" & 4" (L) 5"- 24" pg. 13		STACK LEDGE Autumn Blend (H) 1 ½"- 6 ½" (L) 7 ½"- 21" pg.25	STACK LEDGE Fallbrook (H) 1 ½"- 6 ½" (L) 7 ½"- 21" pg.25	STACK LEDGE Sagewood (H) 1 ½"- 6 ½" (L) 7 ½"- 21" pg.25	STACK LEDGE Sienna (H) 1 ½"- 6 ½" (L) 7 ½"- 21" pg.25	STACK LEDGE Steinhaus (H) 1 ½"- 6 ½" (L) 7 ½"- 21" pg.25	STACK LEDGE Torino (H) 1 ½"- 6 ½" (L) 7 ½"- 21" pg.25
												
DRY STACK Cypress (H) 2" & 4" (L) 5"- 24" pg. 13	DRY STACK Pennsylvania (H) 2" & 4" (L) 5"- 24" pg. 13	DRY STACK Prestige (H) 2" & 4" (L) 5"- 24" pg. 13	DRY STACK Sienna (H) 2" & 4" (L) 5"- 24" pg. 13	DRY STACK Winter Point (H) 2" & 4" (L) 5"- 24" pg. 13	WEATHER LEDGE Ashen (H) 1 ½"- 7 ½" (L) 4"- 23" pg. 16-17		LIMESTONE Autumn Blend (H) 2 ½"- 7 ½" (L) 4"- 22" pg.19	LIMESTONE Charcoal (H) 2 ½"- 7 ½" (L) 4"- 22" pg.19	LIMESTONE Columbus Blend (H) 2 ½"- 7 ½" (L) 4"- 22" pg.19	LIMESTONE Elkwood (H) 2 ½"- 7 ½" (L) 4"- 22" pg.19	LIMESTONE Great Lakes (H) 2 ½"- 7 ½" (L) 4"- 22" pg.19	LIMESTONE Kentucky Blend (H) 2 ½"- 7 ½" (L) 4"- 22" pg.19
												
WEATHER LEDGE Cypress (H) 1 ½"- 7 ½" (L) 4"- 23" pg. 16-17	WEATHER LEDGE Elkwood (H) 1 ½"- 7 ½" (L) 4"- 23" pg. 16-17	WEATHER LEDGE Natural Blend (H) 1 ½"- 7 ½" (L) 4"- 23" pg. 16-17	WEATHER LEDGE Pennsylvania (H) 1 ½"- 7 ½" (L) 4"- 23" pg. 16-17	WEATHER LEDGE Prestige (H) 1 ½"- 7 ½" (L) 4"- 23" pg. 16-17	WEATHER LEDGE Quail Grey (H) 1 ½"- 7 ½" (L) 4"- 23" pg. 16-17		LIMESTONE Ohio Tan (H) 2 ½"- 7 ½" (L) 4"- 22" pg.19	LIMESTONE Pennsylvania (H) 2 ½"- 7 ½" (L) 4"- 22" pg.19	FIELDSTONE Kentucky 5"- 22" pg.21	FIELDSTONE Pennsylvania 5"- 22" pg.21	FIELDSTONE Sienna 5"- 22" pg.21	FIELDSTONE Torino 5"- 22" pg.21
												
WEATHER LEDGE Sagewood (H) 1 ½"- 7 ½" (L) 4"- 23" pg. 16-17	WEATHER LEDGE Sienna (H) 1 ½"- 7 ½" (L) 4"- 23" pg. 16-17	WEATHER LEDGE Tan (H) 1 ½"- 7 ½" (L) 4"- 23" pg. 16-17	WEATHER LEDGE Torino (H) 1 ½"- 7 ½" (L) 4"- 23" pg. 16-17	WEATHER LEDGE Winter Point (H) 1 ½"- 7 ½" (L) 4"- 23" pg. 16-17	LEDGESTONE Natural Blend (H) 1 ½"- 6 ½" (L) 7 ½"- 23" pg.14		TUSCAN RIDGE Elkwood (H) 1 ½"- 6 ½" (L) 4 ½"- 14" pg.9	TUSCAN RIDGE Natural Blend (H) 1 ½"- 6 ½" (L) 4 ½"- 14" pg.9	TUSCAN RIDGE Sienna (H) 1 ½"- 6 ½" (L) 4 ½"- 14" pg.9	TUSCAN RIDGE Winter Point (H) 1 ½"- 6 ½" (L) 4 ½"- 14" pg.9	TUSCANY VENEER Ivory (H) 11 ¾" (W) 23 ¾" (D) 1 ¼" pg.23	TUSCANY VENEER Stone (H) 11 ¾" (W) 23 ¾" (D) 1 ¼" pg.23
												
LEDGESTONE Pennsylvania (H) 1 ½"- 6 ½" (L) 7 ½"- 23" pg.14	LEDGESTONE Prestige (H) 1 ½"- 6 ½" (L) 7 ½"- 23" pg.14	LEDGESTONE Quail Grey (H) 1 ½"- 6 ½" (L) 7 ½"- 23" pg.14	LEDGESTONE Sagewood (H) 1 ½"- 6 ½" (L) 7 ½"- 23" pg.14	LEDGESTONE Sienna (H) 1 ½"- 6 ½" (L) 7 ½"- 23" pg.14		TUSCANY VENEER Tan (H) 11 ¾" (W) 23 ¾" (D) 1 ¼" pg.23						



WARRANTY

Dutch Quality Stone™ Inc., warrants, subject to the terms and conditions of the full written warranty, that its manufactured concrete products shall be free from defect in materials, manufacturing, and workmanship for a period of 50 years from the date of purchase. The manufacturer will not be liable for any cracked or damaged product due to mishandling, building settlement, improper installation, discoloration due to airborne contaminants, or acts of God beyond the control of the manufacturer. This warranty is limited to the original purchaser and may not be transferred. (Complete manufacturer's warranty is available on our website: dutchqualitystone.com)

Additional Notes

Just as natural stone will vary in color, Dutch Quality Stone™ will reflect some degree of variation in color.

Actual stone color may vary from brochure. It may also vary from existing structures.

Veneer stone is not intended for and will not hold up to foot traffic.

Like any other cement product, under certain weather temperatures and conditions, stone may have signs of efflorescence.

Just as natural stone shows signs of scuffing, occasionally Dutch Quality Stone™ will have light scuffing.

With proper handling, there should not be heavy scuffing.

Dutch Quality Stone™ is not responsible for discoloration due to run-off from adjacent building materials.

For answers to any questions not covered in this brochure, please contact us: 1-877-359-7866

For detailed installation instructions, specifications, technical information, and product evaluations, visit us online at dutchqualitystone.com.



Dutch Quality Stone™ meets or exceeds all ICC acceptance criteria.
See ICC-ES Evaluation Report No. 1942 at www.icc-es.org.



Because Dutch Quality Stone replicates natural stone, variations should be expected. Even though colors in this brochure are as close to the actual stone as possible, photographic and printing techniques — and actual viewing conditions — can alter perception of color. We recommend obtaining a sample of Dutch Quality Stone before placing an order.

If you would like more information on prices, availability of stone, the name of your local distributor, or answers to any questions not covered in this brochure, please contact us. We are happy to assist you with your stone building plans. Detailed installation instructions, specifications, technical information, and test data are available on our website at: dutchqualitystone.com

DISTRIBUTED BY:

021721

Dutch Quality Stone, 18012 Dover Road, Mt. Eaton, Ohio 44659
PH: 330.359.7866 FAX: 330.359.5990 877.359.7866

dutchqualitystone.com