


CLARION

PALLET OVERVIEW



243 units / pallet
 96 sq. ft. / pallet
 2,640 lbs. / pallet
 9 layers / pallet
 Joint Space: $\frac{1}{8}$ "

SPECIFICATIONS



8" x 12" x 2 $\frac{3}{8}$ "
 54 units / pallet
 6 units / layer
 18 lbs. / unit




8" x 8" x 2 $\frac{3}{8}$ "
 81 units / pallet
 9 units / layer
 12 lbs. / unit

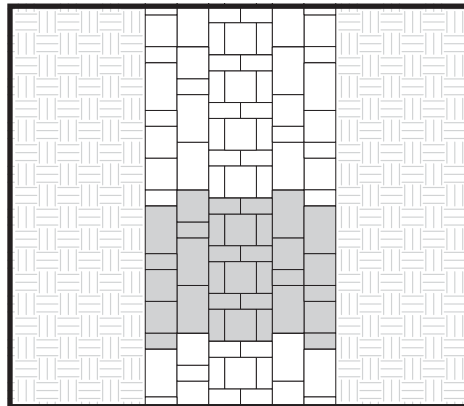


4" x 8" x 2 $\frac{3}{8}$ "
 108 units / pallet
 12 units / layer
 6 lbs. / unit


LAYING PATTERNS



RANDOM / NO PATTERN



LINEAR WALKWAY



LINEAR FIELD

NOTES



PROGUARD
FINISH



PLATE
COMPACTION



DRY-CAST
WARRANTY



PATIOS



WALKWAYS
& STAIRWAYS



POOLSIDES



DRIVEWAYS



OUTDOOR
LIVING

APPLICATIONS

COLOR SWATCHES AVAILABLE AT LAMPUS.COM • ALL WEIGHTS ARE APPROXIMATE