


# COUNTRY STONE

## PALLET OVERVIEW



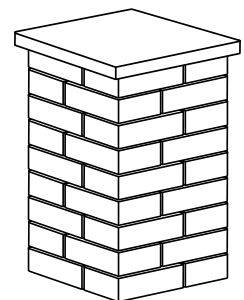
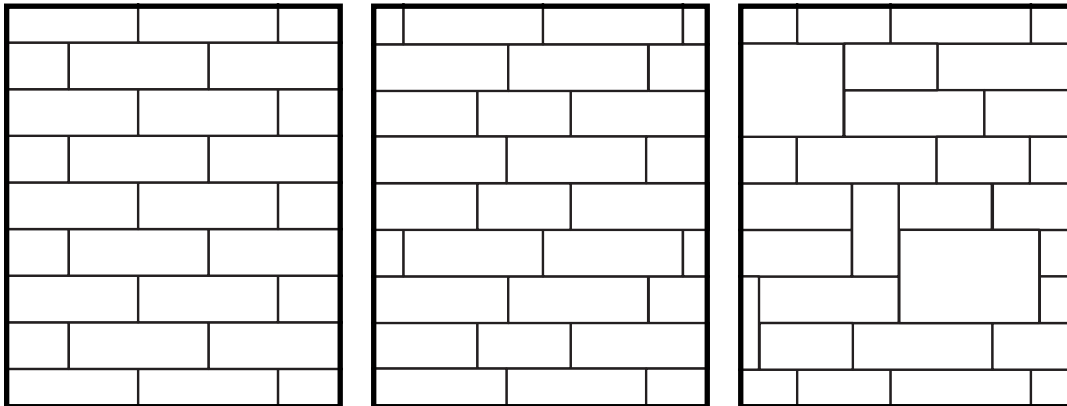
60 units / pallet  
17 sq. ft. / pallet  
3 layers / pallet  
1,860 lbs. / pallet

## SPECIFICATIONS



12" x 8" x 4"  
31 lbs. / unit  
3 units / sq. ft.  
*(per typical installation)*

## LAYING PATTERNS



20" x 20" x 36" Column  
4 block / layer  
9 layers / column  
24" x 24" Column Cap on top

## NOTES



DRY-CAST  
WARRANTY

## CAP OPTIONS



DOUBLE  
BULLNOSE CAPS

## APPLICATIONS



OUTDOOR  
LIVING



WALLS &  
COLUMNS

COLOR SWATCHES AVAILABLE AT [LAMPUS.COM](http://LAMPUS.COM) • ALL WEIGHTS ARE APPROXIMATE.