


STRATFORD PG PLUS

PALLET OVERVIEW



LARGE RECTANGLE


150 units / pallet
 61.65 sq. ft. / pallet
 1,670 lbs. / pallet
 5 layers / pallet
 SOLDIER: 78 in. ft. / pallet
 SOLDIER: 15.5 in. ft. / layer
 SAILOR: 117 in. ft. / pallet
 SAILOR: 23.5 in. ft. / layer
 Joint Space: 1/16"

SPECIFICATIONS



LARGE RECTANGLE

6 1/4" x 9 3/8" x 2 3/8"
 2.4 units / sq. ft.
 30 units / layer
 10.5 lbs. / unit



SMALL RECTANGLE

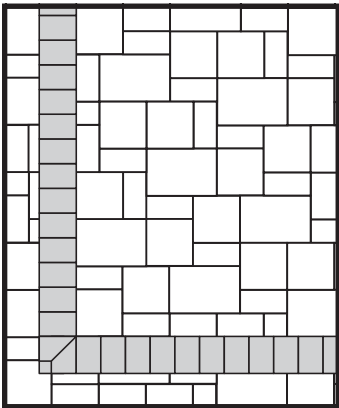
245 units / pallet
 50.5 sq. ft. / pallet
 1,370 lbs. / pallet
 5 layers / pallet
 SOLDIER: 93 in. ft. / pallet
 SOLDIER: 18.5 in. ft. / layer
 SAILOR: 127.5 in. ft. / pallet
 SAILOR: 25.5 in. ft. / layer
 Joint Space: 1/16"




SMALL RECTANGLE

4 9/16" x 6 1/4" x 2 3/8"
 4.8 units / sq. ft.
 49 units / layer
 5.5 lbs. / unit


LAYING PATTERNS




SOLDIER BORDER/ACCENT



SAILOR BORDER/ACCENT



"CARPET" INLAY



SOLDIER/SAILOR BORDER

NOTES



PROGUARD
FINISH



PG PLUS
FINISH



PLATE
COMPACTION



DRY-CAST
WARRANTY

APPLICATIONS



PATIOS



WALKWAYS
& STAIRWAYS



POOLSIDES



DRIVEWAYS

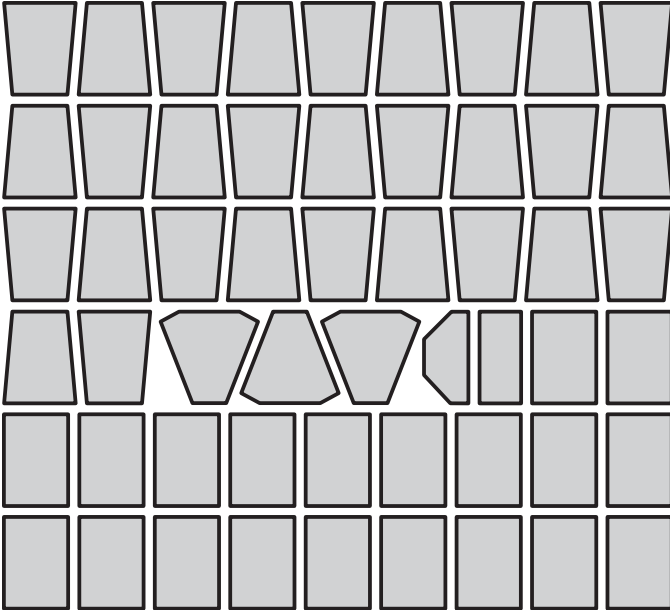


OUTDOOR
LIVING

COLOR SWATCHES AVAILABLE AT LAMPUS.COM • ALL WEIGHTS ARE APPROXIMATE

STRATFORD PG PLUS CIRCLE

PALLET OVERVIEW



324 units / pallet
64 sq. ft. / pallet
1,732 lbs. / pallet
6 layers / pallet

SPECIFICATIONS



$3 \frac{1}{8}'' \times 6 \frac{1}{4}'' \times 2 \frac{3}{8}''$
6 units / pallet
1 units / layer



$7'' - 2 \frac{3}{4}'' \times 6 \frac{1}{4}'' \times 2 \frac{3}{8}''$
18 units / pallet
3 units / layer



$5 \frac{1}{4}'' - 3 \frac{7}{8}'' \times 6 \frac{1}{4}'' \times 2 \frac{3}{8}''$
174 units / pallet
29 units / layer

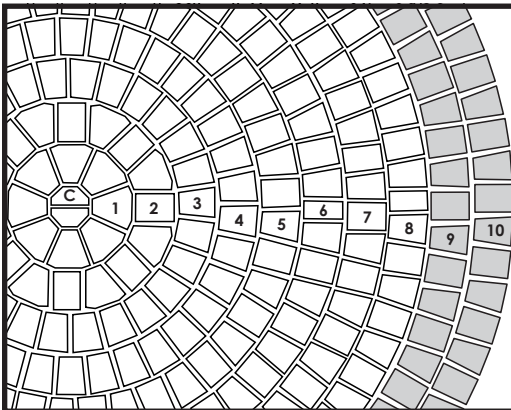


$3 \frac{1}{8}'' \times 6 \frac{1}{4}'' \times 2 \frac{3}{8}''$
6 units / pallet
1 units / layer



$4 \frac{5}{8}'' \times 6 \frac{1}{4}'' \times 2 \frac{3}{8}''$
120 units / pallet
20 units / layer

LAYING PATTERNS



CIRCLE LAYOUT											
Course	C	1	2	3	4	5	6	7	8	9	10
Circle Diameter	6"	19"	32"	45"	57"	70"	83"	96"	108"	121"	134"
$3 \frac{1}{8}'' \times 6 \frac{1}{4}'' \times 2 \frac{3}{8}''$	2										
$7'' - 2 \frac{3}{4}'' \times 6 \frac{1}{4}'' \times 2 \frac{3}{8}''$		8	8								
$5 \frac{1}{4}'' - 3 \frac{7}{8}'' \times 6 \frac{1}{4}'' \times 2 \frac{3}{8}''$				26	34	21	26	30	34	38	42
$3 \frac{1}{8}'' \times 6 \frac{1}{4}'' \times 2 \frac{3}{8}''$							2		1		
$4 \frac{5}{8}'' \times 6 \frac{1}{4}'' \times 2 \frac{3}{8}''$			8			21	24	30	33	38	42

One pallet will make a 9' diameter circle. Adding a second pallet will add two more courses (rows 9 & 10) for an 11' diameter circle. Any additional courses can be completed by adding Stratford small rectangles.

NOTES



PROGUARD
FINISH



PG PLUS
FINISH



PLATE
COMPACTION



DRY-CAST
WARRANTY



PATIOS



WALKWAYS
& STAIRWAYS



POOLSIDES



DRIVEWAYS



OUTDOOR
LIVING

APPLICATIONS

COLOR SWATCHES AVAILABLE AT LAMPUS.COM • ALL WEIGHTS ARE APPROXIMATE