
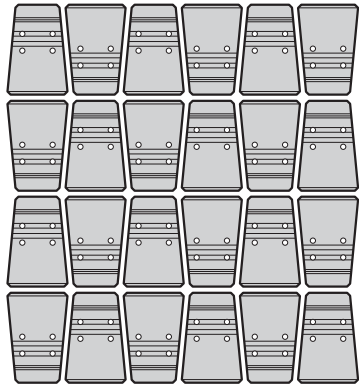


# VERSA-LOK® HARMONY

## PALLET OVERVIEW



**STANDARD**  
 24 units / pallet  
 16 sq. ft. / pallet  
 2 layers / pallet  
 2,100 lbs. / pallet




**COBBLE**  
 48 units / pallet  
 16 sq. ft. / pallet  
 2 layers / pallet  
 1,872 lbs. / pallet

## SPECIFICATIONS




**STANDARD**  
 16" x 12" x 6"  
 86 lbs. / unit  
 1.5 units / sq. ft.




**COBBLE**  
 8" x 12" x 6"  
 38 lbs. / unit  
 3 units / sq. ft.

<b>HARMONY INSTALLATION RATIOS</b>	<p><b>1:1 RATIO: 1 Standard (66%) : 1 Cobble (33%)</b>                  Total square feet of the wall is equal to how many of each unit you will need.                  • <b>Example:</b> 100 Sq. Ft. Wall                  100 Standard Units                  100 Cobble Units</p>
	<p><b>1:2 RATIO: 1 Standard (50%) : 2 Cobble (50%)</b>                  Total square feet of the wall is divided in half. Multiply that number by 1.5 for Standards and 3 for Cobbles.                  • <b>Example:</b> 100 Sq. Ft. Wall: <math>100 \div 2 = 50</math>  <math>50 \times 1.5 = 75</math> Standard Units  <math>50 \times 3 = 150</math> Cobble Units</p>
	<p><b>3:2 RATIO: 3 Standard (75%) : 2 Cobble (25%)</b>                  Total square feet of the wall is divided by 2.66. Multiply that number by 3 for Standards and 2 for Cobbles.                  • <b>Example:</b> 100 Sq. Ft. Wall: <math>100 \div 2.66 = 37.6</math> (38)  <math>38 \times 3 = 114</math> Standard Units  <math>38 \times 2 = 76</math> Cobble Units</p>


## LAYING PATTERNS



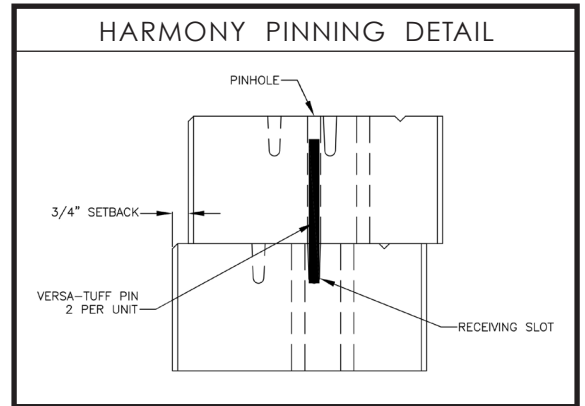
1:1 RATIO



1:2 RATIO



3:2 RATIO



## NOTES



DRY-CAST WARRANTY

## CAP OPTIONS



C CAPS



C-2 CAPS



DOUBLE BULLNOSE CAPS



DIMENSIONAL COPING



LIMESTONE COLUMN CAPS

## APPLICATIONS



OUTDOOR LIVING



WALLS & COLUMNS

COLOR SWATCHES AVAILABLE AT LAMPUS.COM • ALL WEIGHTS ARE APPROXIMATE.