


# INSPIRING. TIMELESS. ENDURING.

NATURAL STONE VENEER | STONE ACCESSORIES | STONE TILE | PORCELAIN PAVERS AND TILE | FAUX STONE | THIN BRICK



realstone **SYSTEMS**<sup>™</sup>  
Inspiring. Timeless. Enduring.



# A STRIKING BALANCE BETWEEN INNOVATION AND BEAUTY

At Realstone Systems, we've spent years honing our craft and striving to bring you the highest quality offerings of natural stone, wood, porcelain and mixed-media cladding products on the market.

Along the way, we've learned what it means to be innovative; to have an unwavering commitment to customer service and support; and to be tirelessly dedicated to providing our customers with products at the heart of both design and function.

While trends have come and gone, and the Realstone family has grown, we have never changed what we stand for: Quality, Integrity, Timeless Beauty, and Endless Possibilities.



## QUALITY PRODUCTS

**High standards and stringent quality checks**  
Quality is at the forefront of what we do. Our superior standards result in a final product that is consistent in color and sizing, has straight edges, tight tolerances, no gaps and each product lot is identified on the box. This commitment to excellence results in a fast and beautiful installation.



## EXPERIENCED

**We've been around a while so we've learned a thing or two**  
Starting during the recession taught us patience, perseverance, the value of a good product, and more importantly, of a good customer. The most important lesson is to never stop improving.



## INNOVATION

**We don't stay ahead of the trends, we set them**  
Our products are varied and on-trend, and we work hard to make sure that's the case. We are constantly scouting for emerging trends in both design and technology so that we can keep our catalog of products fresh and relevant.

## GLOBAL PRODUCTS

**Endless options of what the world has to offer**  
We go to the ends of the earth to get the highest-quality, most breathtaking new products the world has to offer so we can provide a continuous supply of products.



## PACKAGING

**Well-packaged for safety and convenience**  
We pay a lot of attention to details which is why we package everything to minimize breakage and make portability on the job site easy. Less breakage means less waste and a quicker installation.



## CUSTOMER SERVICE

**We're happy when you're happy**  
We believe in the quality of our products and we invest in the quality of our people. Our friendly and knowledgeable sales and support team is just a phone call away, and eager to help you in any way that they can.



## SPECIAL ORDERS

**If you can dream it, we make it**  
We understand that you may have a specific vision in mind for your unique project. We will work with you to help create the exact look and feel you need to transform your space.

## PRO RESOURCES

**Testing, documentation and design tools**  
We have the tools necessary for getting the job done, regardless of the scale of your project. From commercial to residential, we have the tools and dedicated team to support you every step of the way.







Greystone Gold Estate Stone Panels

Project: ELEVATUS ARCHITECTURE



White Birch Honed, Charcoal Shadowstone Panels



White Birch Ledgestone Panels

## SIGNS

From sports facilities to businesses, natural stone veneers make branding a breeze. See more projects on our website.







White Birch Estate Stone Panels




City Creme Ledge Stone Panels and Corners



## COMMERCIAL SPACES

Realstone products meet the strictest standards for quality for both residential and commercial projects. More commercial projects on our website.



Latte Honed Panels and Corners, Napa Cobble Crafted Stone




Latte Honed Panels and Corners



Silver Atabaster Shadowstone Panel





## FIRE AND WATER


Incredibly versatile, Realstone products are beautiful indoors and out, in fireplaces and pools! See more pool projects on our website.

White Birch Honed Panels and Corners



## SOLID FOOTING

As durable as they are beautiful, our limestone pavers are the perfect way to finish a patio. See more projects on our website.



Limestone Pavers



Carbon Estate Stone Panels, Corners, Hearths





Berkshire Buff Estate Stone Panels and Corners



Pewter Honed Panels and Corners







Marmos Lure Textured Mosaics



Design: Vitale Design Group Photography: Tina Finkel

Storm Tempered Tile and Trim






Pewter Honed Panels



Nero Honed Panels

## GO VERTICAL

Flip our panels upside down for a unique modern look. See more projects on our website.








Gilded Frost Ledge Stone Panels



## PERFECT FINISH

Top a knee wall with a sill for the perfect finish. Try it with a matching color or a contrast. See more exterior projects on our website.



Berkshire Buff Estate Stone Panels and Corners Limestone Sills





Design: Marianne Kohlmann, Blue Hot Design, LLC  
Contractor: Jake Ruiz, The QRS Group

White Birch Honed Panels



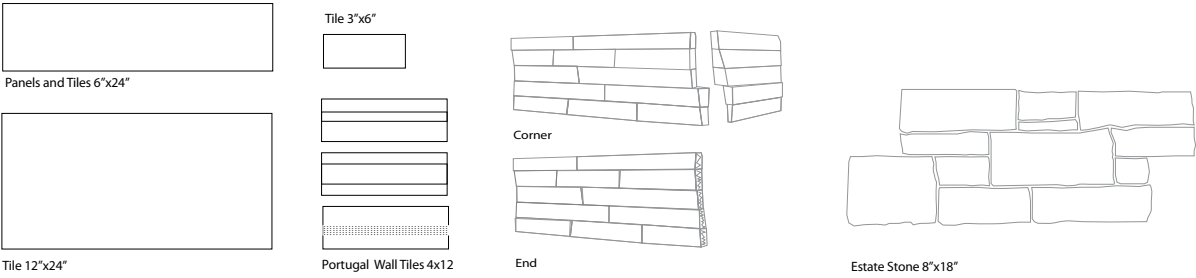
Berkshire Buff Estate Stone Panels



NATURAL STONE PANELS AND TILES

# WHITE AND NEUTRAL TONES

It's no surprise to us why this collection is a customer favorite. Ranging from cool, sparkly whites, to warm greys, you can create a captivating, clean, classic look, or dial up the drama for a more sophisticated and elegant feel. A fun take on neutrals that will leave you with countless possibilities.



Arctic White Shadowstone Panel™



Arctic White Angled Thin Panel™



Arctic White Flamed Panel™



Gilded Frost Honed Panel™



Gilded Frost LedgeStone Panel™



Gilded Frost Subway Tile™



White Birch Honed Panel™



White Birch Honed Thin Panel™



White Birch LedgeStone Panel™



White Birch Tile™



Berkshire Buff Sandblasted Tile™




Berkshire Buff Honed Tile™



Berkshire Buff Estate Stone Panel™



Berkshire Buff Shadowstone Panel™



Berkshire Buff LedgeStone Panel™



Chiseled Silver Alabaster Shadowstone Panel™



Silver Alabaster Shadowstone Panel™



Silver Alabaster Shadowstone Thin Panel™



Pearl Grey LedgeStone Panel™



Portugal Venato Dimensional Tile™



Portugal Venato Flat Tile™





# NATURAL STONE PANELS AND TILES

## CREAM AND WARM TONES

Where delicate creams meet earthy beiges, these warm-toned products will blend into any décor or color story while still standing on their own. Far from boring, this collection adds a subtle hint of sparkle, shadow and natural texture, for an understated yet inspired finished product.



City Creme Honed Panel™



City Creme Ledgestone Panel™



New Linen Honed Panel™



New Linen Ledgestone Panel™



Latte Honed Panel™



Latte Ledgestone Panel™



Latte Honed Accentstone Panel™



Latte Honed Tile™



Latte Estate Stone Panel™



Portugal Areia Flat Tile™



Portugal Areia Dimensional Tile™



Sierra Shadowstone Thin Panel™



Sierra Sand Panel™



Sierra Shadowstone Panel™



Sierra Accentstone Panel™



Portugal Terra Flat Tile™



Portugal Terra Dimensional Tile™



Smoky Birch Dimensional Panel™



Strata Tile™



Smoky Birch Tile™



Smoky Birch Honed Panel™



Smoky Birch Ledgestone Panel™



City Creme Ledgestone Panels



Scan code for more info & project images



NATURAL STONE PANELS AND TILES

# GREY AND BLACK TONES

Bold, rich and modern. Three words that perfectly describe this product set. Spanning from pale blue-greys to deep, intriguing black, this collection offers the widest variety of color, texture, and natural veining. With all of these factors at play, you can let your imagination run wild to come up with the perfect design for your next project.



Pewter Honed Panel™



Pewter LedgeStone Panel™



Pewter Tile™



Portugal Cinza Dimensional Tile™



Portugal Cinza Flat Tile™



Nero Honed Panel™



Smoke Grey Flamed Panel™



Bristol Black Estate Stone Panel™



New York Blue Shadowstone Panel™



Blackstone Leathered Panel™



Charcoal Shadowstone Panel™



Carbon LedgeStone Panel™



Carbon Honed Accentstone Panel™




Carbon Honed Panel™



Carbon LedgeStone Panel™



Midnight Sky Shadowstone Panel™



Midnight Sky Shadowstone Thin Panel™



Scan code for more  
info & project images



Carbon Honed Panels and Corners



NATURAL STONE PANELS  
EARTH TONES

Earth tones have always been associated with homey, comfortable, and natural spaces. With this collection, you get all of that and more. Rusty browns and dusty blues make up the heart of this collection and will add warmth and depth to any space.



Terracotta Accentstone Panel™




Terracotta Shadowstone Panel™



Greystone Gold Estate Stone Panel™



Grey Terracotta Shadowstone Panel™



Scan code for more  
info & project images



Terracotta Shadowstone Panels and Corners



NATURAL STONE INTERLOCKING PANELS

# ESTATE STONE

We searched the globe for premium stone to create our Estate Stone products. Inspired by ancient European structures, these panels have an impressive scale and regal appearance. The unique interlocking panels are made of thick stone veneer pieces that have been adhered to a stainless-steel mesh for quick and easy installation. A complete line of panels, corners, and accessories make a full installation seamless, with a gorgeous end result.



Greystone Gold Estate Stone Panel™




Berkshire Buff Estate Stone Panel™



Bristol Black Estate Stone Panel™



Latte Estate Stone Panel™



White Birch Estate Stone Panel™



Carbon Estate Stone Panel™



Scan code for more  
info & project images



Berkshire Buff Estate Stone Panels, Corner's Limestone Wall Caps



WOOD PRODUCTS

# RECLAIMED WOOD PANELS

Our vintage reclaimed wood panels are as unique and varied as the places they come from. Rich in history and authenticity, these hand-selected and masterfully-crafted hardwood pieces are sourced from reclaimed Teak and come together to create a product that is infused with the stories of their past. The wood pieces blend together seamlessly into a mesh-backed panel that is easy to install and an application that is sure to stand out.



Reclaimed Wood-Dark Panel™



Reclaimed Wood-Multi Panel™



Reclaimed Wood-Natural Panel™



Scan code for more info & project images



Reclaimed Wood Natural Panels



INDOOR & OUTDOOR

STONE & PORCELAIN TILES + PAVERS

The best of both worlds, our Tiles can be used as both flooring and vertical cladding. Realstone specializes in producing a wide variety of natural stone and porcelain products for the residential, architectural and hardscape customers. From residential facades to pool copings and wall caps we offer a vast range of stone types and colors to meet all your outdoor masonry needs.

PORCELAIN TILES | 8MM, 10MM, 20MM | V3, V4




10MM, 20MM | V3, V4




10MM, 20MM | V2



PORCELAIN PAVERS | 20MM | V3, V4



NATURAL STONE TILE



POOL COPING



WALL CAPS



HEARTHES



SILLS



STAIR TREADS



\*Also available in polished finish.  
\*\* Berkshire Buff tiles are .7"-.8" in gauge.  
Color variations are inherent in all natural stone products. The product colors you see in this brochure are as accurate as current photography and printing techniques allow. We recommend you look at product samples before you select a color.



FAUX STONE AND THIN BRICK

# CRAFTED COLLECTION

Our Crafted Collection is composed of 7 distinct profiles of hand finished faux stone and thin brick. The texture of the stones vary from subtle to pronounced and are derived from molds of a variety of natural stone hand-selected by our masons. Our thin brick has a rich vintage look and comes in s variety of colors and textures. The Crafted Collection is the best of natures' beauty with the consistency of a manufactured product.

AND SO MUCH MORE!

FOR THE FULL LINE OF PRODUCTS SCAN THE QR CODE OR VISIT [WWW.REALSTONE.COM](http://WWW.REALSTONE.COM)




## COBBLE

2 1/2" & 11" tall | 4"-21" long | 1"-2 1/4" thick | individual faux stones




## CHISELED

2 1/2"-6" tall | 4"-15" long | 1"-2" thick | individual faux stones



## GRANITE

1"-4" tall | 6"-23" long | 1"-2" thick | individual faux stones



## PRECISION

2 1/2"-5" tall | 6"-22" long | 1"-1 3/4" thick | individual faux stones



## ACCESSORIES




Hearths, Sills, Wall Caps, Blocks, Receptacles, Trim, Corners



Colorado Chiseled Stone


## ANTIQUE

2 1/4" tall | 7 5/8" long | 1/2"-3/4" thick | individual thin bricks



## STANDARD

2 1/4" tall | 7 5/8" long | 1/2"-3/4" thick | individual thin bricks



## LIMESTONE



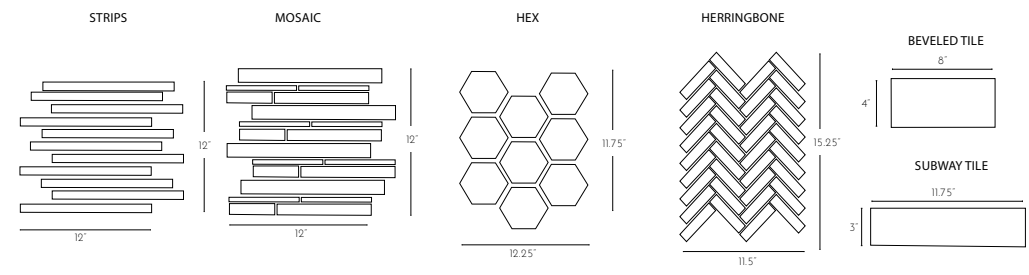
Arctic Antique Thin Brick



# NATURAL STONE GLAZED METALLIC AND PIGMENT TILES

## TEMPERED TILES

Revolutionary. No other word better describes this collection of stone and tile. We’ve taken our quality natural stone products that we’re known for and tempered them with an artist’s palette to create the uniquely rich, polished look of glazed tile and genuine leather. With its distinctive stone cleft, each piece adds a depth of color and texture, and with fifteen stunning colors to choose from, the possibilities are limitless.



*Erin Adams*  
COLLECTION  
*tempered*



Stardust Metallic™ Hex



Stardust Glaze Metallic Tile™



Gunmetal Glaze Metallic Tile™



Ore Glaze Metallic Tile™



Pale Gold Metallic Tile™



Pale Gold Metallic Mosaic™



New- Black Hills Gold™



Pyrite Glaze Metallic Tile™



Pyrite Metallic Mosaic™



Azure Metallic Tile™



Sea Salt Blend Strips™



Sea Salt Blend Hex™



Snow Drift Glaze Tile™



Snow Drift Glaze Strips™



Blue Opal Glaze Tile™




Blue Opal Mosaic™



Fog Glaze Tile™



Fog Strips™



Fog Blend Glaze Hex™



Storm Glaze Tile™



Marine Glaze Tile™



Sea Foam Glaze Tile™




Jade Glaze Tile™



Jade Herringbone™



Ruby Glaze Metallic Tile™



Sapphire Glaze Tile™



Blush Glaze Tile™



Color variations are inherent in all natural stone products. The product colors you see in this brochure are as accurate as current photography and printing techniques allow. We recommend you look at product samples before you select a color.

PROJECT IMAGES AT [WWW.REALSTONE.COM/INSPIRATION](http://WWW.REALSTONE.COM/INSPIRATION)



Scan code for more  
info & project images



# LEATHER WRAPPED TILES

## TEMPERED TILES

Revolutionary. No other word better describes this collection of stone and tile. We’ve taken our quality natural stone products that we’re known for and tempered them with an artist’s palette to create the uniquely rich, genuine leather. tiles With its distinctive stone cleft, each piece adds a depth of color and texture. Mix and match the colors in a variety of patterns for unique installations.



Corona Leather Tile™



Robusto Leather Tile™



Toro Leather Tile™



Nickel Leather Tile™



Bullnose Trim



Robusto Tiles



Nickel Tiles

# NATURAL STONE MOSAICS

## MARMOS

Created exclusively for Realstone by renowned designer Erin Adams, the Marmos collection is designed to work together across various surfaces within a space. The pieces in each collection vary in size, shape, and texture but are all made from the same marble so they can be paired together seamlessly in beautiful combinations.



Scan code for more info & project images


### C CHAIN




C CHAIN TEXTURED TILES  
7.09"X5.5" | MARBLE



C CHAIN POLISHED TILES  
7.09"X5.5" | MARBLE



C CHAIN DIAMOND TEXTURED MOSAIC  
12"X10.63" | MARBLE




C CHAIN TEXTURED SUBWAY TILES  
3"X12" | MARBLE

### LURE



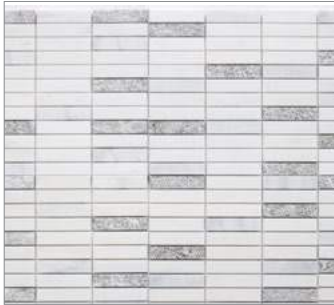
LURE MOSAIC TEXTURED MOSAIC  
12"X12" | MARBLE



LURE MOSAIC POLISHED MOSAIC  
12"X12" | MARBLE



LURE STRIPS 1X4 TEXTURED MOSAIC  
12"X12" | MARBLE



LURE STRIPS 1X3 TEXTURED MOSAIC  
12"X12" | MARBLE

### FAIRMONT



FAIRMONT BRASS HEX MOSAIC  
7.87"X10.43" | MARBLE + BRASS FINISH ON STAINLESS STEEL



FAIRMONT BRASS SUBWAY MOSAIC  
12.05"X12.44" | MARBLE+BRASS



FAIRMONT BRASS MINI HEX MOSAIC  
12"X11.42" | MARBLE + BRASS FINISH ON STAINLESS STEEL



FAIRMONT WHITE PENNY ROUND  
12"X11.42" | MARBLE




FAIRMONT BRASS BLACK HEX MOSAIC  
7.87"X10.43" | MARBLE + BRASS FINISH ON STAINLESS STEEL



FAIRMONT BLACK HEX MOSAIC  
12.05"X12.44" | MARBLE



FAIRMONT BLACK PENNY ROUND  
12"X11.42" | MARBLE




FAIRMONT WHITE PENNY ROUND WITH BLACK  
12"X11.42" | MARBLE





Design: Nimbus 9 Interiors


Tempered Jade Tiles



Berkshire Buff Sandblasted Tiles

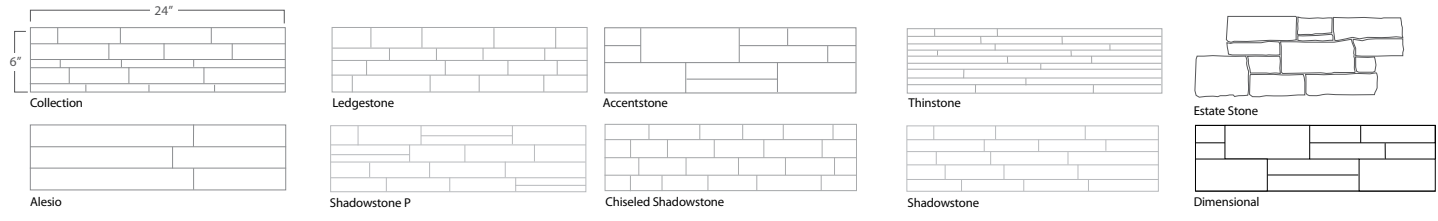
## SPECS AND TOOLS

FOR SPECS, TECH DATA AND CALCULATOR, VISUALIZER AND MORE SCAN THE QR CODE OR VISIT [WWW.REALSTONE.COM](http://WWW.REALSTONE.COM)





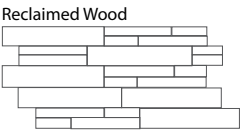
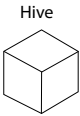
NATURAL STONE PANELS



Color	Format	Pattern	Stone Type	Size	Finish	Rows Per Panel	Gauge	Avg. Weight	Units Per Box	Products and Accessories
Arctic Grey Shadowstone	Panel	Shadowstone P	Quartzite	6"x24" (1sqft)	Natural	6	.4"-1"	8.5 -10.4 lbs	6 Pieces	Panels, Corners
Arctic White Shadowstone	Panel	Shadowstone P	Quartzite	6"x24" (1sqft)	Natural	6	.4"-1"	8.5 -10.4 lbs	6 Pieces	Panels, Corners Ends
Arctic White Angled Thin	Panel	Thinstone	Quartzite	6"x24" (1sqft)	Natural	12	.8"-1"	9.5 lbs	6 Pieces	Panels, Corners, Ends
Arctic White Flamed Shadowstone	Panel	Shadowstone	Quartzite	6"x24" (1sqft)	Flamed	5	.8"-1"	9.5 lbs	6 Pieces	Panels, Corners
Blackstone Leathered Shadowstone	Panel	Shadowstone	Limestone	6"x24" (1sqft)	Leathered	5	.8"-1"	8.71	6 Pieces	Panels, Corners
Berkshire Buff Estate Stone	Panel on metal mesh	Estate Stone	Quartzite	8"x18" (1sqft)	Splitface	4	.8"-1.5"	12-13 lbs	4 Pieces	Fingered Panels, Corners, Hearths,Sills, Wall Caps, Column Cap, Tiles
Berkshire Buff Ledgestone	Panel	Ledgestone	Quartzite	6"x24" (1sqft)	Splitface	4	.6"-1.2"	12 lbs	5 Pieces	Panels, Corners, Hearths, Sills, Wall Caps, Column Cap, Tiles
Berkshire Buff Shadowstone	Panel	Shadowstone	Quartzite	6"x24" (1sqft)	Natural	5	.4"-.6"	8-9 lbs	6 Pieces	Panels, Corners, Hearths, Sills, Wall Caps, Column Cap, Tiles
Bristol Black Estate Stone	Panel on metal mesh	Estate Stone	Granite	8"x18" (1sqft)	Splitface	4	.8"-1.5"	12-13 lbs	4 Pieces	Fingered Panels, Corners, Hearths, Sills, Wall Caps, Column Caps
Carbon Honed	Panel	Collection	Limestone	6"x24" (1sqft)	Honed	5	.4"-1"	9 lbs	6 Pieces	Panels, Corner, Hearths, Sills
Carbon Honed Accentstone	Panel	Accentstone	Limestone	6"x24" (1sqft)	Honed	4	.4"-1"	9 lbs	6 Pieces	Panels, Corners, Hearths, Sills
Carbon Ledgestone	Panel	Ledgestone	Limestone	6"x24" (1sqft)	Splitface	4	.5"-1"	8-9 lbs	6 Pieces	Panels, Corner, Ends, Hearths, Sills
Charcoal Shadowstone	Panel	Shadowstone	Slate	6"x24" (1sqft)	Natural	5	.4"-1"	8.5"-10.4 lbs	6 Pieces	Panels, Corners, Ends
Chiseled Silver Alabaster	Panel	Chiseled	Quartzite	6"x24" (1sqft)	Natural	4	.4"-1"	8.5"-10.4 lbs	6 Pieces	Panels, Corners, Ends
City Creme Ledgestone	Panel	Ledgestone	Marble	6"x24" (1sqft)	Natural	4	.4"-1"	8.5"-10.4 lbs	6 Pieces	Panels, Corners
Creme Honed Alesio	Panel	Alesio	Marble	6"x24" (1sqft)	Honed	3	.34"-1"	8 lbs	8 Pieces	Panels, Corners, Mosaics, Trim, Tiles
Creme Ledgestone	Panel	Alesio	Marble	6"x24" (1sqft)	Splitface	3	.37"-1"	9 lbs	6 Pieces	Panels, Corners, Mosaics, Trim, Tiles
Galaxy Black Shadowstone	Panel	Shadowstone	Marble	6"x24" (1sqft)	Natural	5	.8"-1"	7.61lbs	6 Pieces	Panels, Corners
Gilded Frost Honed	Panel	Alesio	Marble	6"x24" (1sqft)	Honed	3	.37"-1"	7.71 lbs	6 Pieces	Panels, Corners, Tiles
Gilded Frost Ledgestone	Panel	Ledgestone	Marble	6"x24" (1sqft)	Splitface	4	.37"-1"	9 lbs	6 Pieces	Panels, Corners
Greystone Gold Estate Stone	Panel on metal mesh	Estate Stone	Quartzite	8"x18" (1sqft)	Splitface	4	.8"-1.6"	12-13 lbs	4 Pieces	Fingered Panels, Corners, Hearths, Sills, Column Caps
Grey Terracotta	Panel	Shadowstone	Slate	6"x24" (1sqft)	Natural	5	.8"-1"	7.61lbs	6 Pieces	Panels, Corners
Latte Estate Stone	Panel	Estate Stone	Travertine	8"x18" (1sqft)	Splitface	4	.8"-1.6"	12-13 lbs	4 Pieces	Fingered Panels, Corners
Latte Honed	Panel	Collection	Travertine	6"x24" (1sqft)	Honed	5	.4"-1"	9 lbs	6 Pieces	Panels, Corners, Hearths, Tile, Sills
Latte Honed Accentstone	Panel	Accentstone	Travertine	6"x24" (1sqft)	Honed	4	.4"-1"	9 lbs	6 Pieces	Panels, Corners, Hearths, Tiles, Sills
Latte Ledgestone	Panel	Ledgestone	Travertine	6"x24" (1sqft)	Splitface	4	.4"-1"	9 lbs	6 Pieces	Panels, Corners, Ends, Hearths, Tiles, Sills
Midnight Sky Shadowstone	Panel	Shadowstone P	Quartzite	6"x24" (1sqft)	Natural	6	.4"-1"	8.5-10.4 lbs	6 Pieces	Panels, Corners, Ends
Midnight Sky Shadowstone Thin	Panel	Thinstone	Quartzite	6"x24" (1sqft)	Natural	12	.4"-1"	9.5 lbs	6 Pieces	Panels, Corners, Ends
Nero Honed	Panel	Collection	Granite	6"x24" (1sqft)	Honed	5	.4"-1"	9 lbs	6 Pieces	Panels, Corners, Hearths, Tiles
Nero Ledgestone	Panel	Ledgestone	Granite	6"x24" (1sqft)	Splitface	4	.4"-1"	9 lbs	6 Pieces	Panels, Corners, Ends, Hearths, Tiles
New York Blue Shadowstone	Panel	Shadowstone	Quartzite	6"x24" (1sqft)	Natural	5	.4"-1"	8.5-10.4 lbs	6 Pieces	Panels, Corners, Ends
Pearl Grey Ledgestone	Panel	Shadowstone	Marble	6"x24" (1sqft)	Natural	4	.4"-1"	8.5-10.4 lbs	6 Pieces	Panels, Corners, Ends
Pewter Honed	Panel	Collection	Limestone	6"x24" (1sqft)	Honed	5	.4"-1"	9 lbs	6 Pieces	Panels, Corner, Hearths, Tiles
Pewter Ledgestone	Panel	Ledgestone	Limestone	6"x24" (1sqft)	Splitface	4	.4"-1"	9 lbs	6 Pieces	Panels, Corner, Ends, Hearths, Tiles
Sierra Accentstone	Panel	Accentstone	Quartzite	6"x24" (1sqft)	Natural	4	.8"-1.4"	9.3 lbs	6 Pieces	Panels, Corners, Ends
Sierra Shadowstone	Panel	Shadowstone	Quartzite	6"x24" (1sqft)	Natural	5	.4"-1"	8.5-10.4 lbs	6 Pieces	Panels, Corners, Ends
Sierra Shadowstone Thin	Panel	Thinstone	Quartzite	6"x24" (1sqft)	Natural	9	.8"-1"	9.5 lbs	6 Pieces	Panels, Corners, Ends
Sierra Sand Shadowstone	Panel	Shadowstone	Quartzite	6"x24" (1sqft)	Natural	5	.8"-1"	8.27	6 Pieces	Panels, Corners
Silver Alabaster Shadowstone	Panel	Shadowstone P	Quartzite	6"x24" (1sqft)	Natural	6	.4"-1"	9.5 lbs	6 Pieces	Panels, Corners, Ends
Silver Alabaster Thin	Panel	Thinstone	Quartzite	6"x24" (1sqft)	Natural	10	.8"-1"	9.5 lbs	6 Pieces	Panels, Corners, Ends
Smoke Grey	Panel	Shadowstone	Marble	6"x24" (1sqft)	Flamed	5	.8"-1"	8.31	6 Pieces	Panels, Corners
Smoky Beige Ledgestone	Panel	Alesio	Marble	6"x24" (1sqft)	Splitface	3	.37"-1"	9 lbs	6 Pieces	Panels, Corners, Ends, Hearths, Tiles
Smoky Birch Dimensional	Panel	Dimensional	Limestone	6"x24" (1sqft)	Honed	4	.6"-1.75"	12.5 lbs	4 Pieces	Panels, Corners, Tiles
Terracotta Accentstone	Panel	Accentstone	Slate	6"x24" (1sqft)	Natural	4	.8"-1.4"	9.3 lbs	6 Pieces	Panels, Corners, Ends
Terracotta Shadowstone	Panel	Shadowstone	Slate	6"x24" (1sqft)	Natural	5	.4"-1"	8.5 - 10.4 lbs	6 Pieces	Panels, Corners, Ends
White Birch Honed	Panel	Collection	Limestone	6"x24" (1sqft)	Honed	5	.4"-1"	9 lbs	6 Pieces	Panels, Corner, Hearths, Tiles
White Birch Honed Thin	Panel	Thinstone	Limestone	6"x24" (1sqft)	Honed	9	.4"-1"	9 lbs	6 Pieces	Panels, Corner, Hearths, Tiles
White Birch Ledgestone	Panel	Ledgestone	Limestone	6"x24" (1sqft)	Splitface	4	.4"-1"	9 lbs	6 Pieces	Panels, Corner, Ends, Hearths, Tiles

ANTIQUE WOOD PANELS panels with fingered ends, HIVE TILES come in pairs of concave and convex tiles, RECLAIMED WOOD wood panels with fingered ends

Stone Profiles	Format	Material	Size	Finish	Avg.Gauge	Avg. Weight	Units Per Box
Antique Wood Driftwood	Mesh backed panel	stone dust and resin composite	11.875"x 22.75" (1.88 sqft)	Wood Grain	0.5"	9 lbs	6
Hive Driftwood	Tile		9.5"x 8.20" (.42 sqft)	Wood Grain	0.25"-1"	concave 1.76 lbs convex 3.52 lbs	10
Hive Barn Wood	Tile		9.5"x 8.20" (.42 sqft)	Wood Grain	0.25"-1"	concave 1.76 lbs convex 3.52 lbs	10
Reclaimed Wood -Dark	Wood planks on mesh	Wood	12"x24" (1.90sqft)	Natural	0.5"	5lbs	10
Reclaimed Wood-Multi	Wood planks on mesh	Wood	12"x24" (1.90sqft)	Natural	0.5"	5lbs	10
Reclaimed Wood-Natural	Wood planks on mesh	Wood	12"x24" (1.90sqft)	Natural	0.5"	5lbs	10



STONE MOSAICS

Color	Mounting	Collection	Piece Size	Mosaic Size	Finish	Gauge	Avg. Weight	Units Per Box	DCOF	Lure Tile
C Chain Textured Tile	Mesh Mount	Marmos C Chain	7.09"x5.5" (.27sqft)	-	Textured	.25"	1.42 lbs	10	.55-.75	
C Chain Polished Tile	Mesh Mount	Marmos C Chain	7.09"x5.5" (.27sqft)	-	Polished	.25"	1.42 lbs	10	0.70-0.72	
C Chain Diamond Textured Mosaic	Mesh Mount	Marmos C Chain	-	12"x10.63" (.885sqft)	Honed, Textured	.25"	4.42 lbs	10	.55-.75	
C Chain Subway Textured Tile	None	Marmos C Chain	8"x3" (.25sqft)	-	Textured	.25"	1.42 lbs	30	.55-.75	
Lure Textured Mosaic	Mesh Mount	Marmos Lure	4"x4"	12"x12" (1sqft)	Honed, Textured	.25"	5.13 lbs	10	.55-.75	
Lure Polished Mosaic	Mesh Mount	Marmos Lure	4"x4"	12"x12" (1sqft)	Polished	.25"	5.13 lbs	10	.70-.72	
Lure Strips Textured Mosaic	Mesh Mount	Marmos Lure	4"x1"	12"x12" (1sqft)	Textured, Honed	.25"	4.82 lbs	10	.55-.75	
Lure Strips Textured Mosaic	Mesh Mount	Marmos Lure	3"x1"	12"x12" (1sqft)	Textured	.25"	4.82 lbs	10	.55-.75	
Fairmont Brass Hex Mosaic	Mesh Mount	Marmos Fairmont	2"x2"	7.87"x10.45" (.57sqft)	Polished, Brass	.25"	3 lbs	10	.70-.72	
Fairmont Brass Subway Mosaic	Mesh Mount	Marmos Fairmont	3"x6"	12.05"x12.44" (1.04 sqft)	Polished, Brass	.25"	6 lbs	10	.70-.72	
Fairmont Brass Mini Hex Mosaic	Mesh Mount	Marmos Fairmont	1"x1"	12"x11.42" (.95sqft)	Polished, Textured, Brass	.25"	4.47 lbs	10	.70-.72	
Fairmont Black Brass Hex Mosaic	Mesh Mount	Marmos Fairmont	2"x2"	7.87"x10.45" (.57sqft)	Polished, Brass	.25"	3 lbs	10	.70-.72	
Fairmont Black Hex Mosaic	Mesh Mount	Marmos Fairmont	2"x2"	7.87"x10.45" (.57sqft)	Polished, Brass	.25"	3 lbs	10	.70-.72	
Fairmont White Penny Round Mosaic	Mesh Mount	Marmos Fairmont	1"x1"	12"x11.42" (.95sqft)	Polished, Textured, Brass	.25"	4.47 lbs	10	.70-.72	
Fairmont Black Penny Round	Mesh Mount	Marmos Fairmont	1"x1"	12"x11.42" (.95sqft)	Polished, Textured, Brass	.25"	4.47 lbs	10	.70-.72	
Fairmont White with Black Penny Round	Mesh Mount	Marmos Fairmont	1"x1"	12"x11.42" (.95sqft)	Polished, Textured, Brass	.25"	4.47 lbs	10	.70-.72	

Subway Tile

Brass Subway Tile

Diamond Tile

Large Hex Mosaic

Small Hex Mosaic

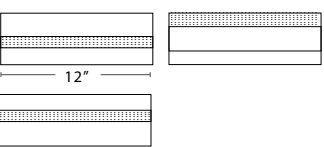
Lure Mosaic

C-Chain

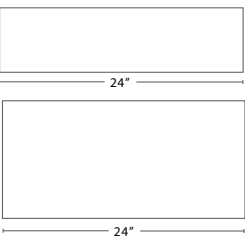
STONE TILES

Color	Format	Stone Type	Size		Finish	Gauge	Avg. Weight			Units Per Box		
Gilded Frost	Tile	Marble	3"x6" (.125sqft)		Honed	.4"	.71 lbs			30		
Portugal Areia	Tile	Limestone	4"x12" (0.33 sqft)		Dimensional	0.25"- 0.75"	2.6 lbs			20		
Portugal Cinza	Tile	Marble										
Portugal Terra	Tile	Limestone			Flat	0.25"	1.9 lbs			30		
Portugal Venato	Tile	Marble										
Portugal- all colors	Large format tile	Upon Request										
Color	Format	Stone Type	Size		Finish	Gauge	Avg. Weight			Units Per Box		
			6"x24" (1 sqft)	12"x24" (2 sqft)			18"x 18"	6"x24"	12"x24"	18"x 18"	6"x24"	12"x24"
Berkshire Buff	Heavy gauge tile	Quartzite	x	x	Honed, Sandblasted	.7"- .8"		11lbs	25.5lbs		5	3
Creme	Tile	Marble	x	x	Honed	.4"	15lbs	5lbs	10lbs	4	10	5
Latte	Tile	Travertine	x	x	Honed	.4"		5-5.5lbs	11lbs		10	5
Mocha Birch	Tile	Sandstone	x	x	Honed	.4"		5-5.5lbs	11lbs		10	5
Nero	Tile	Granite	x	x	Honed	.4"		5-5.5lbs	11lbs		10	5
Pewter	Tile	Limestone	x	x	Honed	.4"		5-5.5lbs	11lbs		10	5
Smoky Birch	Tile	Limestone	x	x	Honed	.4"		5-5.5lbs	11lbs		10	5
White Birch	Tile	Limestone	x	x	Honed	.4"		5-5.5lbs	11lbs		10	5

Portugal Tiles  
Patterns (vary per box)



Tiles

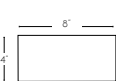


TEMPERED TILES AND MOSAICS

Color	Format	Stone Type	Size	Finish	Gauge	Avg. Weight	Units Per Box
GLAZE/Metallic							
Azure	Subway Tile	Metallic Glaze on Sandstone	3"x11.75" (.25sqft)	Glazed	.25"	1.21lbs	32
Black Hills Gold	Beveled Tile	Metallic Glaze on Sandstone	4"x 8" (.20sqft)	Glazed	.625"	1.5 lbs	32
Blush	Subway Tile	Metallic Glaze on Sandstone	3"x11.75" (.25sqft)	Glazed	.25"	1.21lbs	32
Blue Opal	Subway Tile	Sandstone	3"x11.75" (.25sqft)	Glazed	.25"	1.21lbs	32
Fog	Subway Tile	Black Limestone	3"x11.75" (.25sqft)	Glazed	.25"	1.21lbs	32
Gunmetal	Subway Tile	Metallic Glaze on Sandstone	3"x11.75" (.25sqft)	Glazed	.25"	1.21lbs	32
Jade	Subway Tile	Metallic Glaze on Sandstone	3"x11.75" (.25sqft)	Glazed	.25"	1.21lbs	32
Marine	Subway Tile	Sandstone	3"x11.75" (.25sqft)	Glazed	.25"	1.21lbs	32
Ore	Subway Tile	Metallic Glaze on Sandstone	3"x11.75" (.25sqft)	Glazed	.25"	1.21lbs	32
Pale Gold	Subway Tile	Metallic Glaze on Sandstone	3"x11.75" (.25sqft)	Glazed	.25"	1.21lbs	32
Pyrite	Subway Tile	Metallic Glaze on Sandstone	3"x11.75" (.25sqft)	Glazed	.25"	1.21lbs	32
Ruby	Subway Tile	Metallic Glaze on Sandstone	3"x11.75" (.25sqft)	Glazed	.25"	1.21lbs	32
Sapphire	Subway Tile	Metallic Glaze on Sandstone	3"x11.75" (.25sqft)	Glazed	.25"	1.21lbs	32
Sea Foam	Subway Tile	Black Limestone	3"x11.75" (.25sqft)	Glazed	.25"	1.21lbs	32
Snow Drift	Subway Tile	Sandstone	3"x11.75" (.25sqft)	Glazed	.25"	1.21lbs	32
Storm	Subway Tile	Black Limestone	3"x11.75" (.25sqft)	Glazed	.25"	1.21lbs	32
Stardust	Subway Tile	Metallic Glaze on Sandstone	3"x11.75" (.25sqft)	Glazed	.25"	1.21lbs	32
Blue Opal Mosaic	Mosaic on Mesh	Sandstone	12"x12" (1sqft)	Glazed	.25"	4.5 lbs	5
Fog Blend Hex	Mosaic on Mesh	Black Limestone	11.75x12.25" (1sqft)	Glazed	.25"	4.5 lbs	5
Fog Strips	Mosaic on Mesh	Black Limestone	12"x12" (1sqft)	Glazed	.25"	4.5 lbs	5
Jade Herringbone	Mosaic on Mesh	Sandstone	11.5"x15.25" (1sqft)	Glazed	.25"	3.5 lbs	5
Pale Gold Mosaic	Mosaic on Mesh	Metallic Glaze on Sandstone	12"x12" (1sqft)	Glazed	.25"	4.5 lbs	5
Pyrite Mosaic	Mosaic on Mesh	Metallic Glaze on Sandstone	12"x12" (1sqft)	Glazed	.25"	4.5 lbs	5
Sea Salt Blend Hex	Mosaic on Mesh	Sandstone	11.75x12.25" (1sqft)	Glazed	.25"	4.5 lbs	5
Sea Salt Blend Strips	Mosaic on Mesh	Sandstone	12"x12" (1sqft)	Glazed	.25"	4.5 lbs	5
Snow Drift Strips	Mosaic on Mesh	Sandstone	12"x12" (1sqft)	Glazed	.25"	4.5 lbs	5
Stardust Blend Hex	Mosaic on Mesh	Sandstone	11.75x12.25" (1sqft)	Glazed	.25"	4.5 lbs	5
All Colors	Bullnose Trim	Sandstone or Black Limestone	11.75"x.75"	Glazed	.75	NA	5
Leather							
Corona Leather	Subway Tile	Sandstone	3"x11.75" (.25sqft)	Leather	.25"	1.91lbs	32
Nickel Leather	Subway Tile	Sandstone	3"x11.75" (.25sqft)	Leather	.25"	1.91lbs	32
Toro Leather	Subway Tile	Sandstone	3"x11.75" (.25sqft)	Leather	.25"	1.91lbs	32
Robusto Leather	Subway Tile	Sandstone	3"x11.75" (.25sqft)	Leather	.25"	1.91lbs	32
All Colors	Bullnose Trim	Sandstone	11.75"x.75"	Leather	.75	NA	5



BEVELED TILE





CORNERS Our pre built corners are time and labor savers. Standard panel corners come in two fingered pieces that fit neatly together for inside and outside corners. Estate stone corners are pre-built as one piece and Antique Wood corners come in 5 individual pieces that fit into the fingered ends of the panel.					
Colors	All panel colors				
Type	Description	Avg. Size	Avg. Gauge	Avg. Weight	
Panel Corners	two fingered pieces that fit together	6"x16", 6"x 8"	0.5"- 1.75"	8.8-12 lbs	
Alesio Corners	two fingered pieces that fit together	6"x14", 6"x 10"	.37"-1.0"	8-9 lbs	
Estate Stone Corners	pre-built as one piece, stone on stainless steel mesh	18"x 8" outside, 15"x 8" inside	0.8"- 1.5"	12-13 lbs	



NATURAL ENDS Natural Ends are the solution for installations with an exposed edge. Each piece is finished on the two short ends. Natural End pieces can also be used as outside corners.			
Colors	Arctic White (Shadow, Thin), Berkshire Buff LedgeStone, Carbon LedgeStone, Charcoal Shadow, Latte LedgeStone, Midnight Sky (Shadow, Thin), Nero LedgeStone, New York Blue Shadow, Pewter LedgeStone, Sierra (Shadow, Accent, Thin), Silver Alabaster (Chiseled , Shadow, Thin), Smoky Birch, Terracotta (Shadow, Accent), White Birch LedgeStone		
Avg. Size	Avg. Gauge	Avg. Weight	
6"x 24"	0.5"- 1.75"	8.8-12 lbs.	



HEARTHTHS, COLUMN CAPS & WALL CAPS Hearths are commonly used for fireplaces, but can also be used as wall caps, or anywhere a thick, flat surface is needed. Column caps are a larger version of the hearths, with all 4 edges chiseled or split face. Wall caps are similar to hearths and column caps but are rectangular.			
Colors	White Birch, Latte, Nero, Pewter, Greystone Gold, Bristol Black, Berkshire Buff, Creme, Smoky Beige, Carbon, Indiana Limestone Full Color Blend, Woodbury Grey, Caledonia, Georgia Marble Pearl Grey, Bethel White, St.Henry Black, Fossil Beige		
Product and Finish	Avg. Size	Avg. Gauge	Avg. Weight
Hearth Type A- Collection & Alesio colors only 4 honed edges, honed top	20"x 20"	1.3"-1.6"	48.5-57 lbs
Hearth Type B- Collection, Estate Stone 3 sawn edges, 1 chiseled, sandblasted or honed top	20"x 20"	1.3"-1.6"- Collection & Alesio, 1.9"-2.0" Estate	50-77 lbs
Hearth Type C-Collection, Estate Stone 2 sawn edges, 2 chiseled, sandblasted or honed top	20"x 20"	1.3"-1.6"- Collection & Alesio, 1.89"-2.0" Estate	50-77 lbs
Column Cap- Estate Stone colors only 4 chiseled or split face edges, sandblasted top	22" x 22"	2.0"	95 lbs
Wall Cap- 2 sawn edges, 2 chiseled or split face edges, sandblasted top	30" x 12"	2.0"	71 lbs



SILLS Used as a finish around windows, fireplaces and anywhere a ledge, shallow shelf or trim is needed. Underside includes a drip edge.				
Finish	Colors	Avg. Size	Avg. Gauge	Avg. Weight
chiseled face edge, 3 sawn sides, sandblasted top	Greystone Gold, Bristol Black, Berkshire Buff	23.5" x 3"	1.9"- 2.0"	14 lbs
smooth face edge, 3 sawn sides, sandblasted top	Indiana Limestone Full Color Blend, Grey	3"x48", 6"x48"  sq. ft.	2.25"	-
chiseled face edge, 3 sawn sides, sandblasted top	Indiana Limestone Full Color Blend, Grey	3"x48", 6"x48"  sq. ft.	2.25"	-



TRIM & MOLDING Projects can be finished off with a variety of accessories, to finish an edge or transition between .two products					
Type	Description	Colors	Avg. Size	Avg. Gauge	Avg. Weight
Pencil Trim	bullnose	Creme, All Tempered, Marmos	.75"x 11.75"	.75"	.6-.75 lbs
Trim	beveled drip edge	Terra, Areia,Venato, Cinza	2" x 12"	1.0"	2.2 - 2.4 lbs
Molding	beveled edge	Terra, Areia,Venato, Cinza	6" x 12"	1.25"	7 - 7.65 lbs
Molding	beveled edge	Terra, Areia,Venato, Cinza	4" x 12"	1.25"	4.73 - 5.14 lbs



## Installation and Best Practices

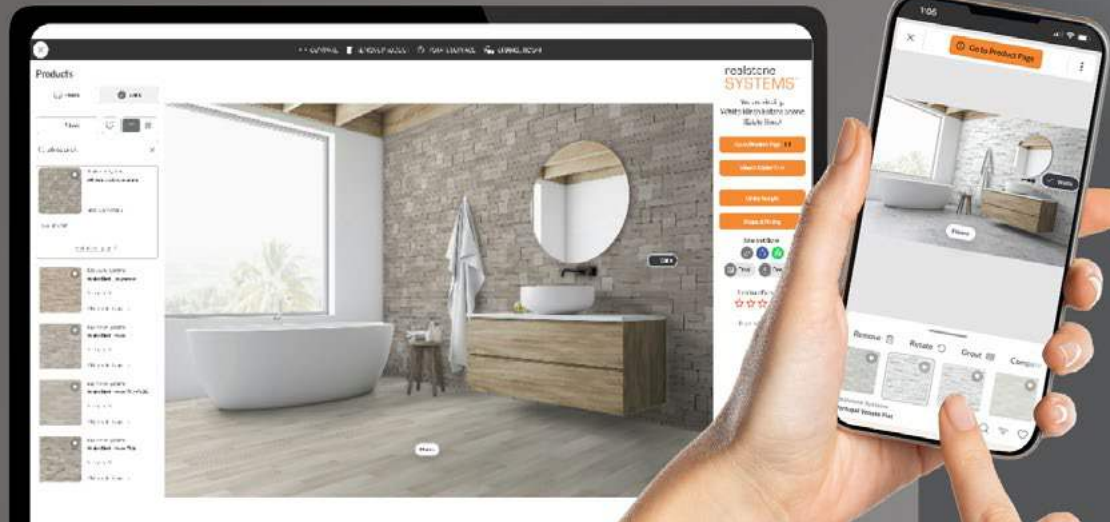
- Realstone assumes no responsibility for installation
- All products must be inspected prior to installation
- Installation constitutes acceptance of product as is.
- Refer to TCNA or ANSI standards installation guildelinesand follow local building codes.
- Dry lay products prior to installation for optimum color distribution.
- In tile installations, seal grout after installation and maintain regularly.

## TRY IT NOW



- EASY TO USE
- FLOORS
- WALLS
- VERTICAL OR HORIZONTAL
- GROUT OPTIONS
- MOBILE FRIENDLY

# NEW VISUALIZER POWERED BY AI



Front cover: Berkshire Shadowstone Panels

These Terms and Conditions apply to all purchases of any goods from Realstone Systems, LLC ("RSS"). SCOPE OF WORK: RSS is not a contractor and does not perform or contract for the installation of any product.

RSS SHALL NOT ASSUME RESPONSIBILITY NOR SHALL IT BE LIABLE FOR A CONTRACTOR'S WORK OR THE INSTALLATION OF ANY OF RSS'S PRODUCTS.

Absent any specific contrary written instructions, generally accepted industry guidelines must be adhered to by you, including, but not limited to, the Tile Council of North America Handbook and the Marble Institute of America Dimensional Stone Design Manual. Be sure you and your installer or other agents are aware of the unique logistical and technical issues associated with any tile or stone purchase, delivery and installation.

QUANTITIES: All quantities must be verified in advance of purchase by the buyer's installer or general contractor. RSS accepts no responsibility for errors in quantities ordered. We recommend that each order include a minimum of 10%-20% overage on any stone or tile product.

PRODUCT INFORMATION & GUIDELINES: All tile is subject to variation in shade and size. All tile dimensions given by RSS are estimates only, not precise measurements. Tile and stone conditions are not guaranteed after delivery against chipping, crazing, cracking or wear. All stone must be sealed by you or your agents pursuant to the appropriate sealer manufacturer's instructions. All stone must be sealed when used in wet environments to minimize water penetration and tile discoloration. RSS strongly recommends you discuss all sealing and other potential preventative treatments with your contractor/installer prior to installation, as RSS assumes no responsibility or liability in this regard.

CERAMIC/PORCELAIN/GLASS/STONE: Handmade and machine made tile is subject to irregularities in size, shape, color, warpage, moisture absorption, surface finish, texture and coefficient of friction. These characteristics are not defects in the product but are inherent to the manufacture of these products and are in part what creates their distinctive beauty. Stone is a natural material. No two pieces of stone are exactly alike. There will be color variation from samples and displays, as well as within your shipment. Each has unique natural variations which may include veining, markings, shadings, inclusions, chips, pits, fossils or other characteristics. These characteristics are not defects in the product but are inherent to these products. All ceramic, stone, porcelain, and glass products will vary from samples, and from piece to piece.


BLENDING AND DRY LAY OUT: Natural stone and ceramic tile require blending, as they naturally vary from piece to piece and across different segments of your order. It is the responsibility of the installer to remove materials from packaging and dry lay out all materials to obtain the customer's approval of the blend before any tile is installed. This procedure is common practice in the installation of tile and stone and helps ensure the beauty of the finished installation. RSS wants our customers to take the steps necessary to be delighted with their finished spaces. Performance of a blended dry layout of your product is a critical step in ensuring optimal results. We recommend that each order include a minimum of 10%-20% overage on any stone or tile product. RSS strongly recommends that you discuss these blending and dry layout guidelines with your contractor and installer prior to installation.

CUSTOM MATERIALS: Custom orders for any of our products and materials may not be cancelled, exchanged, or returned for any reason. All sales are final for all custom orders. SHIPPING: All products are shipped via common carrier, not by RSS. Carrier assignments are at the discretion of RSS. Customers may arrange their own shipping. All shipments are FOB Destination (please note FOB requirements below). RSS DISCLAIMS ALL LIABILITY FOR DAMAGE INCURRED DURING SHIPMENT AND ALL CUSTOMER RECOURSE SHALL BE DIRECTLY WITH THE COMMON CARRIER. CUSTOMER FOR INSPECTION REQUIREMENTS: It is the customer's sole responsibility to verify box count before signing the bill of lading and to note any box count discrepancies immediately on the bill of lading before signing for acceptance of the goods. Customer and its designated on-site representatives (general contractor, subcontractors, installer, decorator and/or any person responsible to the property owner regarding the installation of the product) must fully open and inspect all merchandise upon delivery to the job-site. RETURNS/CANCELLATIONS: Stocked, non-custom, RSS product may be returned for credit only by the customer which purchased directly from RSS, within 30-days of receipt. Said customer is responsible for freight costs back to the point of origin. All returns are subject to a minimal 20% restocking charge. There shall be no refunds or returns for custom, made to order, special order products, pillows & other accessories as same may not be returned or cancelled for any reason whatsoever. Materials sold by full carton must be returned in the original packaging. All returns must be properly packed. Products submitted for return that are received by RSS in broken, damaged or installed condition, will not be credited or accepted. The issuance or denial of credits for returned items shall be at the sole and absolute discretion of RSS. All returns must be authorized in writing, in advance by RSS. A copy of the Return Material Authorization (RMA) must accompany the return for credit to be issued. Installed material may not be returned under any circumstance; and without limiting other forms and means of acceptance, any installation, whether full or partial, constitutes full acceptance of all goods. Materials that have been hand-selected or culled through may not be returned. This includes but is not limited to hearth, cap, and sill pieces. CLEARANCE: Clearance pricing is for in-stock items only.

WARRANTIES: RSS EXTENDS NO WARRANTIES BEYOND THOSE STATED IN THE REALSTONE SYSTEMS, LLC LIMITED WARRANTY, A COPY OF WHICH IS AVAILABLE TO ALL CUSTOMERS AND OTHER PERSONS VIA THE RSS WEBSITE (WWW.REALSTONE.COM). SAID LIMITED WARRANTY IS DEEMED TO BE RESTATED AND INCORPORATED HEREIN IN FULL, AND CONSTITUTES A PART OF THESE TERMS AND CONDITIONS. RSS HEREBY DISCLAIMS ALL OTHER WARRANTIES OF ANY KIND AND NATURE, INCLUDING, BUT NOT LIMITED TO, THE WARRANTY OF MERCHANTABILITY AND THE WARRANTY OF FITNESS FOR A PARTICULAR PURPOSE. RSS'S MAXIMUM LIABILITY PURSUANT TO THESE TERMS AND CONDITIONS SHALL BE LIMITED TO AND SHALL NOT EXCEED THE CONTRACT PRICE FOR THE GOODS AND MATERIALS PAID FOR AND RECEIVED BY THE CUSTOMER WHO PURCHASED DIRECTLY FROM RSS. DELAYS: RSS SHALL NOT BE RESPONSIBLE FOR DELIVERY DELAYS CAUSED BY ACTS OF GOD, ACTS OF WAR, STRIKES, ACCIDENTS, BORDER/CUSTOM DELAYS, TRAFFIC, FORCE MAJEURE, NATURAL CATASTROPHES OR OTHER DELAYS WHICH ARE BEYOND THE EXCLUSIVE CONTROL OF RSS. BINDING EFFECT: These Terms and Conditions and the Realstone Systems, LLC Limited Warranty supersede and control over any different or contrary terms provided by customer via purchase order or otherwise. These Terms and Condition and the Realstone Systems, LLC Limited Warranty, which are AVAILABLE TO ALL CUSTOMERS AND OTHER PERSONS VIA THE RSS WEBSITE (WWW.REALSTONE.COM), shall be deemed to have been published to, accepted by and made part of the transaction before any other terms have been discussed between the parties, and shall be deemed to have been incorporated into each and every document in the contract and/or contract formation process, including but not limited to all offers, acceptances, quotes, requests for quotes, bids, orders, bills, invoices and other related documents. By purchasing any products from RSS, each customer and its employees, affiliates, assignees, parents, successors, clients, contractors, vendors and agents are deemed to have agreed that they and their transactions are at all times subject to and governed by these Terms and Conditions and the Realstone Systems, LLC Limited Warranty. This Agreement shall be exclusively construed in accordance with and governed by the laws of the State of Michigan, without regard to any conflict of laws provisions. Any suit, action, or proceeding arising out of, or relating to this Agreement and/or the transaction it governs shall be commenced and maintained exclusively in the courts of the State of Michigan, in the County of Oakland, or in the Federal District Court for the Eastern District of Michigan, and each party, customer and/or its employees, affiliates, assignees, parents, successors, clients, contractors, vendors and agents consents to such jurisdiction and venue. The prevailing party in any such proceeding may be entitled to seek recovery from the non-prevailing party its costs, including reasonable attorneys' fees, incurred in connection with such proceeding, upon a showing of good cause. By placing your order, you agree to be bound by the terms and conditions set forth above, and all other contrary terms are deemed to be null and void unless expressly agreed upon in a writing signed by the most senior officer of RSS. THANK YOU FOR CHOOSING REALSTONE SYSTEMS, LLC.

## www.Realstone.com

- Order samples
- Project gallery
- Inspirational photos and videos
- Installation tips
- Technical information
- Visualizer



Catalog 2024

AS SEEN ON: