


GRANDVIEW™ PLAZA

PALLET OVERVIEW




44 units / pallet
 99 sq. ft. / pallet
 2,732 lbs. / pallet
 11 layers / pallet

SPECIFICATIONS




18" x 18" x 2 3/8"
 4 units / layer
 62 lbs. / unit


LAYING PATTERNS



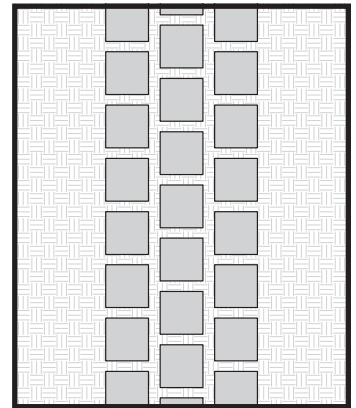
MODULE = 1 GRANDVIEW™ LAYER AND 1 GRANDVIEW™ PLAZA UNIT



MODULE = 2 GRANDVIEW™ LAYERS AND 2 GRANDVIEW™ PLAZA UNITS



GRANDVIEW™ PLAZA "CARPET INLAY"



GRANDVIEW™ PLAZA "STONE WALKWAY"

NOTES



PROGUARD FINISH



PERMEABLE



NO PLATE COMPACTION



DRYCAST WARRANTY

APPLICATIONS



PATIOS



WALKWAYS & STAIRWAYS



POOLSIDES



DRIVEWAYS



OUTDOOR LIVING

COLOR SWATCHES AVAILABLE AT LAMPUS.COM • ALL WEIGHTS ARE APPROXIMATE.