


# 32" CONCRETE MASONRY UNIT



## ADVANTAGES:

- Increase job site efficiency with quicker installation times
- 32" unit is compatible with all traditional block fittings
- 32" unit is designed for use with a lifting system

## MULE LIFTING SYSTEM:



MULE (Material Unit Lift Enhancer) is a lift assist device designed for handling and placing material weighing up to 150 lbs. on a construction site. MULE attachments can be designed for any


construction application, making it very versatile. MULE allows the material to feel weightless, reduces fatigue and injuries, and increases productivity.

Contact your Lampus Sales Representative for more information.

## 8" UNITS:



**"DOUBLE 8" REGULAR - 8" x 8" x 32"**  
65 lbs. / unit • 18 units / pallet




**"DOUBLE 8" LIGHT WEIGHT - 8" x 8" x 32"**  
53 lbs. / unit • 18 units / pallet

## 12" UNITS:



**"DOUBLE 12" REGULAR - 12" x 8" x 32"**  
91 lbs. / unit • 12 units / pallet



**"DOUBLE 12" LIGHT WEIGHT - 12" x 8" x 32"**  
75 lbs. / unit • 12 units / pallet