


# SPLITFACE CONCRETE MASONRY

## ARCHITECTURAL BLOCK COLOR GUIDE



**ANTHRACITE**



**CARAMEL**



**CHARCOAL**




**CHOCOLATE**



**LIGHT BROWN**




**NATURAL**




**RED**




**SAND**



**SILVERADO**



**TAN**



**VANILLA**



**WHITE**

ALL COLORS ARE SPECIAL ORDER. CALL YOUR LAMPUS SALES REPRESENTATIVE FOR AVAILABILITY.