


ECO-TEK® - PERMEABLE PAVER

PALLET OVERVIEW



378 units / pallet
 76 sq. ft. / pallet
 2,685 lbs. / pallet
 6 sections / pallet
 12.6 sq. ft. / section
 SOLDIER: 126 In. ft. / pallet
 SOLDIER: 21 In. ft. / section
 SAILOR: 252 In. ft. / pallet
 SAILOR: 42 In. ft. / section


*6% Aperture Permeable Infiltration Rate 498" / hour

SPECIFICATIONS




4" x 8" x 3 1/8"
 4.97 units / sq. ft.
 63 units / section
 7 lbs. / unit


LAYING PATTERNS




0% APERTURE



6% APERTURE
 *Meets A.D.A. Requirements.



9% APERTURE



35% APERTURE

NOTES



APPLICATIONS



COLOR SWATCHES AVAILABLE AT LAMPUS.COM • ALL WEIGHTS ARE APPROXIMATE.