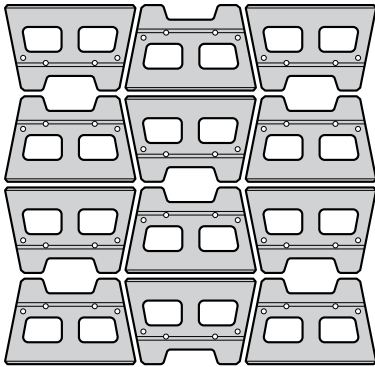



# VERSA-LOK® SQ. FT. BLOCK

## PALLET OVERVIEW



24 units / pallet  
24 sq. ft. / pallet  
2 layers / pallet  
2,256 lbs. / pallet



SQ. FT. CORNER  
36 units / pallet  
2 layers / pallet  
1,730 lbs. / pallet

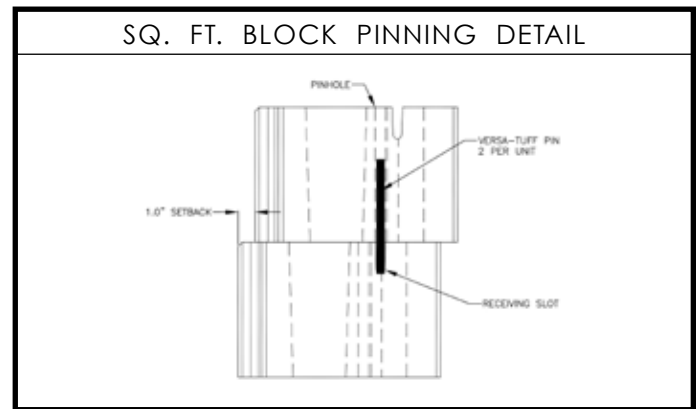
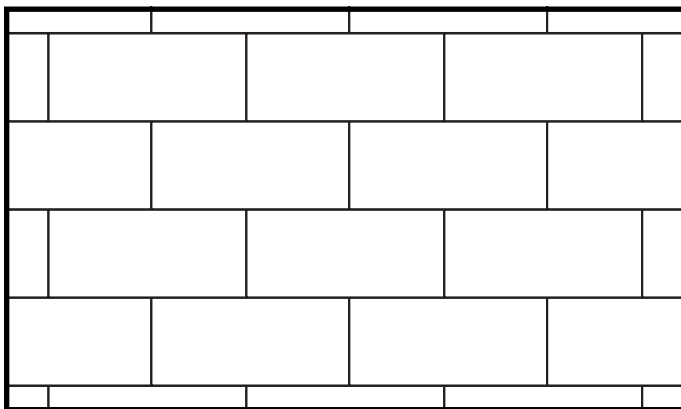
## SPECIFICATIONS



18" x 12" x 8"  
94 lbs. / unit  
1 unit / sq. ft.  
4.5' minimum radius

SQ. FT. CORNER  
12" x 6" x 8"  
48 lbs. / unit

## LAYING PATTERNS



## NOTES



DRY-CAST  
WARRANTY

## CAP OPTIONS



C CAPS



C-2 CAPS



DOUBLE  
BULLNOSE CAPS



DIMENSIONAL  
COPING

## APPLICATIONS



WALLS &  
COLUMNS

COLOR SWATCHES AVAILABLE AT [LAMPUS.COM](http://LAMPUS.COM) • ALL WEIGHTS ARE APPROXIMATE.