


# COUNTRY STONE

## PALLET OVERVIEW




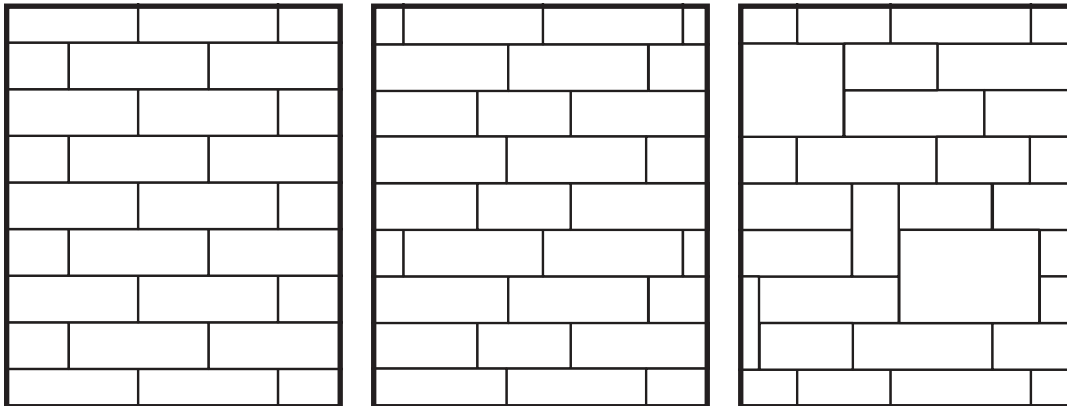
60 units / pallet  
 17 sq. ft. / pallet  
 3 layers / pallet  
 1,860 lbs. / pallet

## SPECIFICATIONS



12" x 8" x 4"  
 31 lbs. / unit  
 3 units / sq. ft.  
*(per typical installation)*

## LAYING PATTERNS



20" x 20" x 36" Column  
 4 block / layer  
 9 layers / column  
 24" x 24" Column Cap on top

## NOTES



DRYCAST  
 WARRANTY

## CAP OPTIONS



DOUBLE  
 BULLNOSE CAPS

## APPLICATIONS



OUTDOOR  
 LIVING



WALLS &  
 COLUMNS

COLOR SWATCHES AVAILABLE AT LAMPUS.COM • ALL WEIGHTS ARE APPROXIMATE.